

Wheatland County Youth Fair

Harlowton, Montana

62nd Annual Fair Entry Book

The main purpose of the Wheatland County Youth Fair is educational. The Fair Board strives to develop a spirit of friendly competition and good sportsmanship among the participating youth. Another purpose is to give the youth a deeper interest in their ranches and homes which leads to an appreciation for better crops, livestock and homemaking skills. In addition, the Wheatland County Youth Fair Board desires to offer our youth opportunities for making their own constructive decisions and to offer a challenge toward greater accomplishments.

2016 Schedule of Events

Friday, July 22	Last Day for Entries
		LATE ENTRIES WILL NOT BE ACCEPTED
Saturday, July 23	8:00-10:00am Shearing Day
Thursday, Aug 4	8:30am Horse Show
Friday, Aug 5	9:00am Small Animal Judging
	12:00pm Check in Indoor Items
	12:30pm Interview Judging Begins
Saturday, August 6	7:00am Livestock Weigh-In
	8:30am Judging Begins
	5:30pm Livestock Auction
	Immediately following auction Buyers Dinner
	8:00pm Dance for the kids at Fairgrounds
		<i>Concessions will be available at the fairgrounds all three days</i>
Wednesday, August 17	5:30pm Awards Night at the Fair Grounds

Wheatland County Commissioners

Richard Moe District 1	David Miller District 2
Tom Bennett District 3		

Wheatland County Youth Fair Board

President Kent Hereim	Board Member Deidre Taber
Vice President Leslie Cavill	Board Member Kristi Lane
Grounds Projects Manager Andy Begger	Board Member Sandy Woldstad
Extension Agent Mandie Reed	Board Member Terry Baumgardner
Extension Admin. Assistant Kathie Newland	Board Member Shawn Peters

Committees

Horse Show Chairperson Leslie Cavill
Indoor Exhibits Co-Chairpersons Sandy Woldstad, Deidre Taber
Small Animal Chairperson Kristi Lane, Terry Baumgardner
Livestock Co-Chairpersons Andy Begger, Kent Hereim
Awards Deidre Taber
Entertainment Kristi Lane, Mandie Reed

2016 General Rules

1. Fair entries are due by July 22nd, 2016. Please submit completed entry forms to Citizens Bank & Trust or Wheatland County Extension Office (201 A Ave NW, or PO Box 733, Harlowton, MT 59036). Late entries will not be accepted. Any questions regarding entries to the Wheatland County Youth Fair should be directed to the fair board members.
2. No persons may exhibit in competition for premiums later than the first youth fair following their high school graduation.
3. The Wheatland County Youth Fair will allow competitive exhibits from youth residing in all of Wheatland County and those areas outside of Wheatland County as are described as follows:
 - West: To include the Musselshell drainage area
 - East: To include Ryegate and the Ryegate School District
 - North: Bounded by the Buffalo Road
 - South: To include Melville and the Melville School DistrictAny exceptions to area boundaries are at the discretion of the Fair Board. Contact Board President regarding questions.
4. Divisions are defined as:
 - Junior Division: Exhibitors 8 years and under by the first day of the fair
 - Intermediate Division: Exhibitors 9-12 years by the first day of the fair
 - Senior Division: Exhibitors 13 years and older by the first day of the fair and no later than the first year after high school
5. Wheatland County Youth fair entries and 4-H entries will be together. 4-H members please check the 4-H box on the entry form if project is a 4-H project. 4-H members must be a current member enrolled in a Wheatland County 4-H club, enrolled in the project and the project leader must sign the entry form.
6. Attire should be neat and clean. Please read general rules for each section for specific dress code.
7. The Fair Board reserves the right to clarify the intent of all rules. Fair Board decisions are final.
8. All exhibitors at the Wheatland County Youth Fair shall demonstrate excellent sportsmanship and manners.

Notes

Wheatland County Youth Fair

Livestock

Please use livestock entry forms to enter.

Livestock Premiums for Classes 1 through 5 Blue \$6.00 Red \$4.00 White \$2.00

2016 General Livestock Rules

1. All market/breeding livestock must be shown in the arena. Unmanageable animals as determined by the Livestock committee or judge will not be permitted to show and no premium money will be paid to them.
2. All livestock entered in the auction must also be entered in the Showmanship Contest. Junior livestock exhibitors may enter appropriate Showmanship Contest, however, there is no Junior Round-Robin.
3. Stalls are not reserved. First there gets first choice.
4. Stalls must be kept clean at all times. Failure to clean stall may result in loss of premiums.
5. Each person exhibiting livestock should bring enough feed and hay for their exhibits. Exhibitors should bring their own feed troughs, pails and other equipment.
6. Stalls and bedding will be furnished by the fair.
7. Livestock exhibited must be owned by the exhibitor or the immediate family and entered in the name of the exhibitor, and be plainly marked for identification with a sign. Market livestock must be selected, in the possession of the exhibitors, tagged and weighed by the following dates: Beef – 1st Saturday of January of current year Hog, Lambs, Goats – 3rd Saturday of May of current year
8. Exhibitors may only have one entry in each lot number.
9. Only the exhibitor will be permitted to fit and care for animals on exhibit unless good reason is presented for the necessity of other arrangements to be made before showing. Abuse of this rule after a warning will mean dismissal from the Showmanship Contest.
10. Plaques and other prizes may be awarded. No prizes will be awarded unless deserving of award. All prizes and premiums will be awarded at the judges' discretion.
11. Market sale order is as follows: 1)Grand Champion 2)Reserve Champion 3)All blue ribbon livestock 4)All red ribbon livestock 5)All white ribbon livestock. Market beef, hogs, lambs and goats' sale order within each ribbon division will be drawn by the livestock chairperson.
12. All animals sold at the sale become the property and responsibility of the buyer, but will be cared for and delivered at buyer's request. All feed costs will be reimbursed by buyer.
13. If there are enough animals entered to warrant further division of livestock classes listed, these breakdowns will be made at the discretion of the livestock committee and/or judge on fair day.
14. Exhibitors can only sell one beef or a combination of two small animals (hog, lamb or goat).
15. Dress should be WHITE long-sleeved, collared shirt; closed toe shoes or boots (no tennis shoes); BLACK pants. Western hats are optional. Exhibitor must be neat and clean.
16. Every youth exhibiting livestock is automatically entered into the herdsman contest. "The Herdsmanship Award" will be given to one junior, one intermediate and one senior exhibitor. The basis of the award is superior neatness of animal and stall, sportsmanship, handling and management of their livestock and courtesy towards the public. Evidence of parental aid during the show will be up the discretion of the judges.
17. One exhibitor can enter only one animal in the Round-Robin showmanship contest. If the exhibitor has been judged champion showman in more than one livestock class they will choose the class in which they will enter the Round-Robin Showmanship contest. The alternate showman in the other class will be allowed to enter the Round-Robin contest. Junior exhibitors are excluded from the Round-Robin Showmanship contest.
18. Educational displays are encouraged with exhibitors' projects.
19. A fee of \$2.00 will be assessed to all livestock sold at auction to assist with sale costs.
20. Junior division exhibitor will not be allowed to show dairy, beef or swine; except as allowed in bum calf or bum piglet lots.
21. Show class order will be Swine, Beef, Dairy, Sheep and Goats. Lots start with showmanship in each class followed by market, feeder and breeding.
22. All market animals must meet the Food and Drug Administration regulations governing management and safety practices.
23. Approved drug withdrawal times from vaccines, health aides and growth stimulants must be followed. An "Acknowledgement of Livestock Policies" form must be signed for all market animals. No tranquilizers in any form may be administered to any animals at the fair. Animals that have not met these standards will not be allowed to sell during any authorized fair related sale. Animals that need additional withdrawal time from a veterinary treatment injection must be reported prior to the fair on the "Livestock Drug Withdrawal" form. These animals will be announced prior to the sale. The seller will take the animal home to finish the wait period then deliver the animal to the buyer's choice of slaughter destinations (within 100 miles).

Class 1 – BEEF

1. This class is open to all beef breeds: purebreds, grades or crossbreeds.
2. Market beef entries are limited to steers or spayed heifers born no earlier than January 1st of the year preceding the fair.
3. Market beef must be selected, obtained, tagged, and under the care of the exhibitor by the 1st Saturday of January of the current year.
4. Market beef must weigh at least 950 pounds at time of fair weigh-in. Beef weighing 950 to 1450 pounds can sell at true weight. Beef over 1450 pounds will be sold at 1450 pounds.
5. Market beef weighing under 950 pounds will be put in the feeder lot (lot number 4). Feeder beef will not be sold.
6. The Livestock committee and/or judge may divide the lots into manageable sizes if numbers warrant. Breeding lots may be judged by breeds if enough in lot to justify.
7. Only one market beef may be shown and sold per exhibitor.

<u>Lot No.</u>	<u>Description</u>
1	Beef-Showmanship-Senior
2	Beef-Showmanship-Intermediate
3	Market Beef
4	Feeder Beef
5	Breeding Beef-List Breed-Female under 1 year old
6	Breeding Beef-List Breed-Female 1 year and under 2
7	Breeding Beef-List Breed-Cow/Calf pair
8	Breeding Beef-Crossbreed-Female under 1 year old
9	Breeding Beef-Crossbreed-Female 1 year and under 2
10	Breeding Beef-Crossbreed-Cow/Calf pair
11	Breeding Beef-Exotic-List Breed
12	Beef-Bum Calf <i>Open to junior division only (Showmanship). Calves will not be sold at auction.</i>

Class 2 – DAIRY

1. This class is open to all dairy breeds: purebreds, grades or crossbreeds.
2. The Livestock committee and/or judge may divide the lots by breed if numbers warrant.

<u>Lot No.</u>	<u>Description</u>
1	Dairy-Showmanship-Senior
2	Dairy-Showmanship-Intermediate
3	Dairy heifers – under 1 year old
4	Dairy heifers – 1 year and under 2
5	Dairy cow – 2 years or over

Class 3 – SWINE

1. This class is open to all market barrows or market gilts regardless of breed.
2. Market hogs must weigh at least 210 pounds at time of fair weigh-in. Hogs weighing 210 to 340 pounds can sell at true weight. Hogs weighing 340 pounds and over will sell at 340 pounds.
3. Market hogs weighing under 210 pounds will be put in the feeder hog lot (lot number 4). Feeder hogs will not be sold.
4. The Livestock committee and/or judge may divide the market lot by weight (light and heavy) if numbers warrant. Breeding lots may be divided by breed if enough in lot to justify.
5. Market swine must be selected, obtained, tagged, and under the care of the exhibitor by the 3rd Saturday of May of the current year.
6. Swine may be oiled or powdered for showmanship lot.

<u>Lot No.</u>	<u>Description</u>
1	Swine-Showmanship-Senior
2	Swine-Showmanship-Intermediate
3	Market Hog – Any breed
4	Feeder Hog – Any breed
5	Breeding Swine – Boar under 1 year of age
6	Breeding Swine – Sow under 1 year of age
7	Swine-Bum Piglet <i>Open to junior division only (Showmanship). Piglets will not be sold at auction.</i>

Class 4 – SHEEP

1. All market and feeder lambs will be shorn.
2. This class is open to all market ewes or market wethers regardless of breed.
3. Market and feeder lambs must have been born after January 1st of the current year.
4. Market lambs must weigh at least 90 pounds at time of fair weigh-in. Lambs weighing between 90 and 160 pounds can sell at true weight. Lambs weighing 160 pounds and over will sell at 160 pounds.
5. Market lambs weighing under 90 pounds will be put in the feeder lamb lot (lot 6). Feeder lambs will not be sold.
6. Market sheep must be selected, obtained, tagged and under the care of the exhibitor by the 3rd Saturday of May of the current year.
7. All ewe lambs must have Scrapies tag.
8. Sheep entered in breeding classes will be judged upon breed type and characteristics, quality and development for age.
9. Sheep entered as breeding stock cannot be shown as market lambs.
10. The Livestock committee and/or judge may divide the market lots by weight (light and heavy) if numbers warrant. Breeding lots may be divided by breed if enough in lot to justify.
11. Sheep may be washed for showmanship lot.
12. Exhibitors nine (9) years of age and older by the first day of the fair will not be allowed to have halters on their lambs in the show ring. Exhibitors eight (8) years of age and under have the option of using a halter or not on their lambs.

<u>Lot No.</u>	<u>Description</u>
1	Sheep-Showmanship-Senior
2	Sheep-Showmanship-Intermediate
3	Sheep-Showmanship-Junior
4	Market Lambs – any breed singles
5	Market Lambs – Pen of three
6	Feeder Lambs – any breed singles
7	Feeder Lambs – Pen of three
8	Breeding Sheep – List Breed - Ram Lamb
9	Breeding Sheep – List Breed - Ewe Lamb
10	Breeding Sheep – List Breed - Ram over 1 year of age
11	Breeding Sheep – List Breed - Ewe over 1 year of age
12	Breeding Sheep – Cross Bred – Ram Lamb
13	Breeding Sheep – Cross Bred – Ewe Lamb
14	Breeding Sheep – Cross Bred – Ram over 1 year of age
15	Breeding Sheep – Cross Bred – Ewe over 1 year of age

Class 5 – GOATS

1. Goats must weigh at least 50 pounds to market.
2. Meat goats must be selected, obtained, tagged, and under the care of the exhibitor by the 3rd Saturday of May of the current year.
3. All nanny goats must have Scrapies tag.

<u>Lot No.</u>	<u>Description</u>
1	Goat-Showmanship-Senior
2	Goat-Showmanship-Intermediate
3	Goat-Showmanship-Junior
4	Goats-Meat-Kids
5	Goats-Meat-Wether over 1 year of age
6	Goats-Meat-Nanny over 1 year of age
7	Goats-Dairy-Kids
8	Goats-Dairy-Nanny under 1 year of age
9	Goats-Dairy-Nanny over 1 year of age
10	Goats-Other-Kids
11	Goats-Other-Wether over 1 year of age
12	Goats-Other-Nanny over 1 year of age

Wheatland County Youth Fair

Small Animal

Please use small animal entry forms to enter.

Small Animal Premiums for Classes 6 through 10 Blue \$4.00 Red \$3.00 White \$2.00

2016 General Small Animal Rules

1. All cages and pens must be kept clean during the show. Areas around cages or pens must be cleaned at the end of the show. Failure to do so may result in loss of premiums.
2. Dress should be WHITE long-sleeved, collared shirt; closed toe shoes or boots (no tennis shoes); BLACK pants. Western hats are optional. Exhibitor must be neat and clean.
3. Only the exhibitor will be permitted to fit and care for animals on exhibit unless good reason is presented for the necessity of other arrangements to be made before showing. Abuse of this rule after a warning will mean dismissal from the Showmanship Contest.
4. Plaques and other prizes may be awarded. No prizes will be awarded unless deserving of award. All prizes and premiums will be awarded at the judges' discretion.
5. Every youth exhibiting small animals is automatically entered into the herdsman contest. "The Herdsmanship Award" will be given to one junior, one intermediate and one senior exhibitor. The basis of the award is superior neatness of animal and stall, sportsmanship, handling and management of their small animals and courtesy towards the public. Evidence of parental aid during the show will be up the discretion of the judges.
6. One exhibitor can enter only one animal in the Round-Robin showmanship contest. If the exhibitor has been judged champion showman in more than one small animal class they will choose the class in which they will enter the Round-Robin Showmanship contest. The alternate showman in the other class will be allowed to enter the Round-Robin contest.
7. Educational displays are encouraged with exhibitors' projects.
8. No treats will be allowed to be given to animals while they are being shown in any class; exceptions will be announced by the judge.

Class 6-Rabbits

1. Pen shall bear name and type of rabbit (meat, fur or show).
2. Any variety or breed of rabbit may be shown.

<u>Lot No.</u>	<u>Description</u>
1	Rabbit-Showmanship-Senior
2	Rabbit-Showmanship-Intermediate
3	Rabbit-Showmanship-Junior
4	Buck, 8 months and over
5	Doe, 8 months and over
6	Buck, under 8 months
7	Doe, under 8 months
8	Doe and litter

Class 7-Dogs

1. All dogs are eligible. AKC registration not necessary.
2. Showmanship and utility classes judged according to AKC rules for dog obedience.
3. Dogs must be in good health and a current certificate of rabies, distemper, hepatitis, leptospirosis and parvo vaccinations must be furnished before the show.
4. Dogs must be crated or on leash at all times except when being judged.
5. Definitions:
 - Sub-Novice: Entirely on a leash. Heel, figure eight, stand for examination, recall, long sit (1 minutes), long down (3 minutes)
 - Novice: On leash: Heel, figure eight Off Leash: stand for examination, heel, recall, long sit (1 minute), long down (3 minutes)
 - Graduate Novice: Off leash: Heel, stand for examination, figure eight, recall, drop on recall, long sit (3 minutes with handler out of sight), long down (5 minutes with handler out of sight)
 - Puppy: any dog less than 1 year old

<u>Lot No.</u>	<u>Description</u>
1	Dog-Showmanship-Senior
2	Dog-Showmanship-Intermediate
3	Dog-Showmanship-Junior
4	Sub-Novice
5	Novice
6	Graduate Novice
7	Fun obstacle course
8	Puppy class
9	Educational display in area of interest in dogs
10	Other item made for your dog

Class 8-Poultry

1. Coop shall bear name and type of poultry.
2. Birds entered as individuals cannot be competing in trio or vice versa.
3. Definitions:
 - Old Trio-1 male poultry over 1 year old plus two female poultry over 1 year old
 - Young Trio-1 male poultry under 1 year old plus two female poultry under 1 year old

	Male 1YO+	Male <1YO	Female 1YO+	Female <1YO	Old Trio	Young Trio
	<u>Lot No.</u>	<u>Lot No.</u>	<u>Lot No.</u>	<u>Lot No.</u>	<u>Lot No.</u>	<u>Lot No.</u>
<u>Chickens</u>	1	2	3	4	5	6
<u>Ducks</u>	7	8	9	10	11	12
<u>Turkeys</u>	13	14	15	16	17	18
<u>Geese</u>	19	20	21	22	23	24
Poultry-Showmanship-Senior			25			
Poultry-Showmanship-Intermediate			26			
Poultry-Showmanship-Junior			27			

Class 9-Cats

1. All cats must be brought in a carrier.
2. All cats must be removed from the fairgrounds after the judging.
3. Proof of vaccinations for distemper and rabies are required before the fair.
4. Cats must be in a harness at all times.

<u>Lot No.</u>	<u>Description</u>
1	Cat-Showmanship-Senior
2	Cat-Showmanship-Intermediate
3	Cat-Showmanship-Junior
4	Cat, 2 month to 2 years
5	Cat, over 2 years
6	Educational display in area of interest of cats
7	Other Item made for your cat

Class 10-Pocket Pets

1. Pocket pets are considered to be any small animal, bird, reptile or other creature not already defined by a small animal class.
2. Interview judging will be conducted for all exhibitors. Judging will be on the exhibit, not on conformation.
3. All pocket pets must be confined to an escape proof cage suitable for that particular species. Exhibitors must provide their own cages.
4. Pocket pets do not participate in showmanship or the Round-Robin.

<u>Lot No.</u>	<u>Description</u>
1	Pocket Pet
2	Educational Display
3	Other item made for your pocket pet

Wheatland County Youth Fair

Horse Show

Please use horse entry forms to enter. One entry form per horse. Horse's name and age must be on entry form.

Horse show points, ribbons and premiums are as follows:

Place	Points	Ribbon	Premium
First	6	Blue	\$5.00
Second	5	Red	\$4.00
Third	4	White	\$3.00
Fourth	3	Yellow	\$2.00
Fifth	2	Green	\$1.00
Sixth	1	Pink	\$0.75

2016 General Horse Rules

1. The decision of the judge is final.
2. The judge will give any specific instructions at the beginning of each class.
3. All complaints must be written down and submitted to the Horse Show chairperson. Complaints will be adjudicated by the horse show committee. All decisions of the horse show committee in resolving complaints are final.
4. Any contestant who is coached or assisted by another person inside or outside of the arena after the class has begun will be disqualified for that class.
5. Horses do not have to be owned by the rider.
6. As soon as the horse show has begun, horses cannot be changed for an event unless approved by the horse show chairperson.
7. A horse cannot be used more than once in a lot.
8. Horses considered unmanageable, unsafe or lame by the judge and/or the horse show committee will be pulled from the competition.
9. A rider may enter more than one horse in a class not requiring group work, i.e. trail class.
10. Exhibitors may not practice patterns in the arena the day of the show.
11. No stallions allowed.
12. Regardless of the time of year foaled, the age of a horse shall be computed on the basis of a calendar year starting January 1 of the year foaled. For example, a horse foaled anytime in 1988 is considered to be one year old on January 1, 1989.
13. The points from the following lots will count toward the Junior, Intermediate and Senior All-Around Western Rider Award: Showmanship, Western Horsemanship, Western Pleasure, Bareback Equitation, Western Reining and Trail Class.
14. The points from the following lots will count toward the Junior, Intermediate and Senior Timed Event Award: Barrel race, Pole Bending race and Keyhole race.
15. The points from the following lots will count toward the All-Around English Rider Award: Showmanship, Hunt Seat Equitation, English Pleasure, Hunter Hack, Bareback Equitation, and Trail Class. Juniors, Intermediates and Seniors will compete together for this award.
16. The first and second horse for each halter class will compete for either Grand Champion Mare or Grand Champion Gelding at the end of the halter classes. Emphasis shall be placed on type, conformation, action, soundness, quality and manners of the horse.
17. A youth can show more than one horse, but the points compiled will go with each horse separately for the All-Around Awards or Timed Event Award.
18. If a tie occurs for the All-Around or Timed Event Awards, the champion will be the contestant who (1) earned points in the greatest number of events or (2) earned the most points in the riding events; in that order.
19. Riders will be faulted for jerking a horse's head, excessive whipping or any other abusive action to the horse.
20. Cowboy hat or approved riding helmet, long-sleeved collared shirt and boots with heels are required for western classes. Chaps and spurs are optional for western classes. Chaps cannot be worn in bareback classes.
21. For western classes the horse's bit must be a snaffle or curb. Mechanical hackamores are only allowed in timed events.
22. For English classes an English saddle is required. English snaffle, Pelham, Kimberwick, Weymouth and full bridles may be used for the horse's head gear. English clothing is not required but a hunt riding coat, britches and English boots are preferred if available. Riding helmets with harness are required for all English classes. Martingales, tiedowns, draw reins and dropped nosebands are not allowed in English classes.
23. A training hackamore, bosal or ring snaffle may be used on a horse if it is 4 years of age or younger. Two hands may be used for these training devices. It will be up to the judge to decide the age of the horse if questions arise.

24. Curb straps may be used as long as they are not made of wire, twisted chains or straps less than ½ inch wide.

25. No tiedowns or running martingales will be allowed except for timed events.

26. Timed event rules: Patterns posted at end of this section.

Barrels: Each barrel knocked over will carry a 5 second penalty. If the pattern is not run properly the contestant will be disqualified.

Pole Bending: Each pole knocked down will be a 5 second penalty. If the pattern is not run properly the contestant will be disqualified.

Keyhole: Each pole knocked down will be a 5 second penalty. Contestant may turn to the right or left once past the poles.

Flag: Contestant to remove flag from 1st barrel and place in 2nd barrel. Flag must stay in 2nd barrel or contestant receives "no time".

Egg: Contestant must keep hand at least 2 inches away from the egg during event.

Show Expectations:

1. Reins can be carried in either hand, but are not to be changed during the class.
2. The free hand should rest on the thigh or where convenient, but must not touch the horse or saddle.
3. Riders should sit the walk and trot, not posting, except in the English riding classes. They should also stay close to the saddle in the lope.
4. Horses should be in the correct lead at all times.
5. Horses should back in a straight line.
6. Contestants will be required to perform patterns for certain classes. Patterns will be posted prior to the class.

Definitions:

1. Leadline lot is for exhibitors 7 years old and younger. The rider must ride in a saddle and the horse must be led on a leadline by a handler that is 13 years of age or older. Contestants may be asked to jog their horses but will not lope.
2. Rider with disabilities lots are for special needs riders. The rider must ride in a saddle and the horse must be led on a leadline by a handler that is 13 years of age or older. Accommodations for showmen with disabilities will be made as needed.
3. Showmanship is a class judged strictly on the contestant's ability to fit and show in a halter class. The horse is a prop to show the ability of the exhibitor. Appearance, condition, grooming, cleanliness of hair and hooves of horse will attribute to 40% of the score. Tack and clothing of the exhibitor attribute to 10%. Manners of the horse and alertness and poise of exhibitor will attribute to 50% of the score.
4. In English classes riders will be judged on seat, hands, ability to control and show the horse. The judge may ask each rider to work individually.
5. Bareback is a class where the contestant will ride without a saddle or pad. They may be asked to walk and trot both ways in the ring. If the judge determines it to be safe, riders may be asked to lope. Chaps are not allowed in bareback classes. Western or English attire is acceptable.
6. In western pleasure classes the horses are to be judged at a walk, trot and lope on a reasonably loose rein without undue restraint. Entries will be penalized for excessive speed or being in the wrong lead.
7. In western horsemanship classes riders will be judged on seat, hands, ability to control and show the horse. The rider may be asked to perform a pattern. This pattern will be posted by the judge or s/he will explain to the contestants what is wanted of them.
8. In trail classes riders will be required to ride through an obstacle course such as opening a gate, walking over a bridge, carrying an object, backing the horse between objects, etc. Western or English attire is acceptable. This is a judged event not a timed event.

Class 11 – Horses

<u>Halter</u>	<u>Lot No.</u>	<u>Description</u>	
	1	Weanling	either sex Lots 1 and 2 may be shown together if the classes are small
	2	Yearling	either sex
	3	2 Year Old	either sex Lots 3 and 4 may be shown together if the classes are small
	4	3 Year Old	either sex
	5	Ponies	either sex
	6	Mares, 4 years and older	
	7	Geldings, 4 year and older	

Showmanship

- 8 Horse-Showmanship-Senior
- 9 Horse-Showmanship-Intermediate
- 10 Horse-Showmanship-Junior

Miscellaneous Classes

- 11 Leadline
- 12 Showmen with Disabilities-Halter
- 13 Riders with Disabilities-English
- 14 Riders with Disabilities-Western

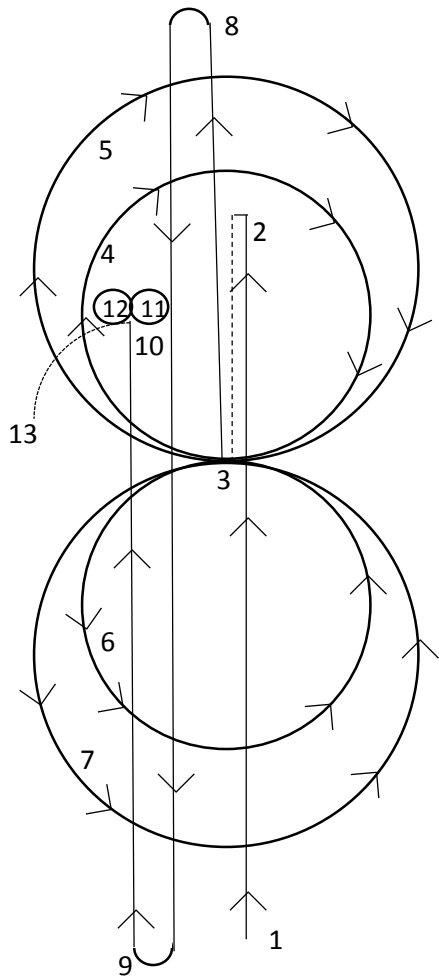
	Senior <u>Lot No.</u>	Intermediate <u>Lot No.</u>	Junior <u>Lot No.</u>
<u>English</u>			
Walk-Trot		15	16
Hunt Seat Equitation	17	18	19
English Pleasure	20	21	22
Hunter Hack	23	24	
<u>Bareback Equitation</u>	25	26	27
<u>Western</u>			
Walk-Jog		28	29
Western Pleasure	30	31	32
Western Horsemanship	33	34	35
Western Reining (see pattern at end of section)	36	37	
<u>Trail</u>	38	39	40
<u>Timed Events</u>			
Barrel Race	41	42	43
Pole Bending	44	45	46
Keyhole	47	48	49
Flag Race	50	51	52
Egg Race	53	54	55

Wheatland County Youth Fair

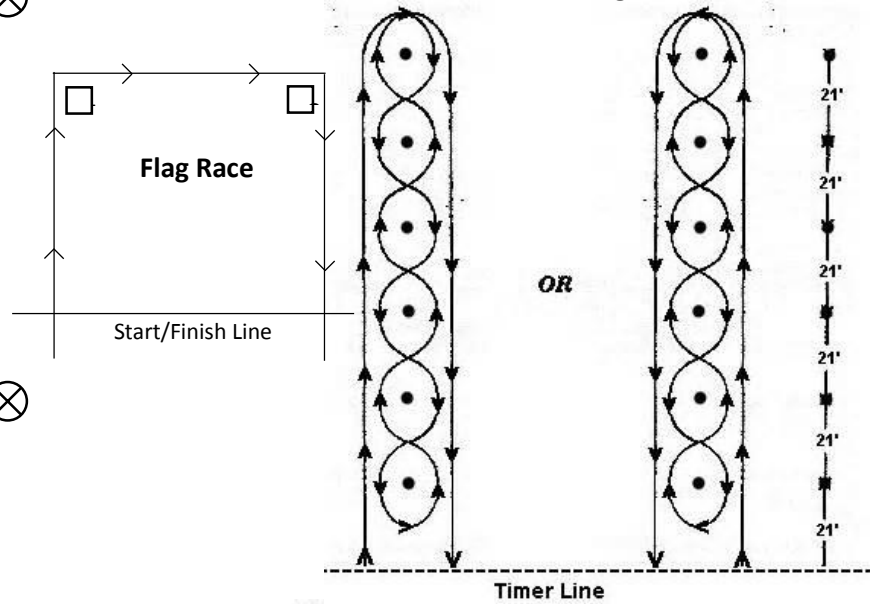
Horse Show Patterns

Patterns are subject to change.

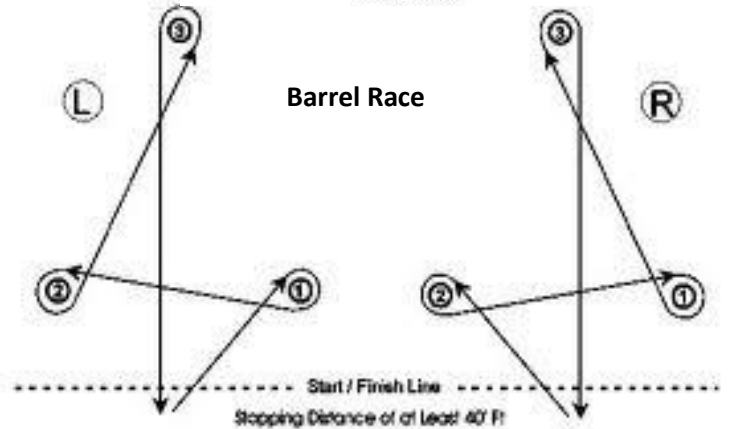
Western Reining Pattern



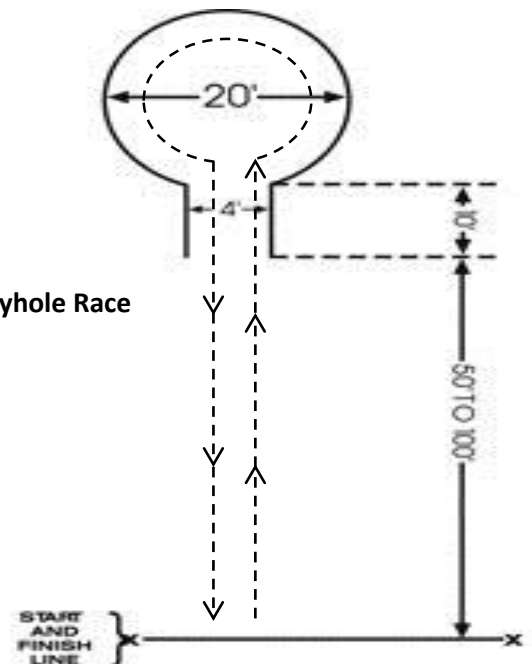
Pole Bending



Barrel Race



Keyhole Race



The arena or plot should be approximately 50 x 50 feet in size. The judge shall indicate with markers on arena fence or wall the length of the pattern. Markers within the area of the pattern will not be used. Ride pattern as follows:

- 1 to 2: Run with speed, past center marker
2. Stop and back up to center of pattern.
3. Settle horse for approximately 10 seconds. Start lope. Circles should be made inside the end markers.
- 4 and 5. Ride two circles to the right, first circle small and slow, second circle larger and faster.
- 6 and 7. Ride two circles to the left, first circle small and slow, second circle larger and faster. Lope to 8.
8. Left roll back over hocks (should be past far end marker).
9. Right roll back over hocks (should be near end marker).
10. Stop (should be made past center marker). Let horse settle, then in approximate area of stop, do the spins.
11. Do one 360° spin either right or left.
12. Do one 360° spin in the opposite direction of #11.
13. Walk to judge and stop for inspection until dismissed.
14. The bridle may be dropped at the judge's discretion.

Wheatland County Youth Fair

Indoor Exhibits

Please use general entry forms to enter.

	Blue	Red	White
High Premium Value	\$5.00	\$3.00	\$1.00
Medium Premium Value	4.00	2.00	.75
Low Premium Value	3.00	1.00	.50

2016 General Indoor Exhibit Rules

1. During interview judging, an exhibitor who is coached or assisted by another person will be disqualified for prizes and awards.
2. Exhibits may be shown without exhibitor with permission from the fair board. These exhibits will not be awarded or compete for a best of show ribbon.
3. No exhibitor will enter more than one article in the same lot except where specified.
4. The number of articles exhibited in each lot must be as indicated in the premium list, i.e. 6 tomatoes, 2 cabbages, etc.
5. The fair assumes no responsibility for loss or damage to any exhibit during the fair or while in route to or from the fair. However, due care and caution will be exercised to prevent loss or damage.
6. No exhibits can be taken from the fairgrounds until after the livestock sale begins without permission of the fair board.
7. Entries are required to be the result of the exhibitor's efforts. Exhibitor must show exhibit and have a conference with the judge at the time exhibit is judged. Premiums will be paid to the exhibitors only.
8. Exhibitors may auction off other items they have made at the same time as the livestock auction, i.e. leather products, sewing, woodcrafts. These items will be marked "For Sale at Auction" during the fair. Exhibitors will be allowed to sell one food item and one non-food item during the silent auction.
9. Attire should be neat and clean. No flip-flops, spaghetti straps or tank tops.
10. Indoor exhibits will be judged on the Danish or group system of placing. The groups will be designated by colored ribbon. First group: Blue Second group: Red Third group: White.

Class 12 – Child Development

1. Each article of all exhibits must be labeled with name and lot number, typewritten or printed plainly.
2. Exhibit should explain the relationship of health, safety, care, play or growth to babysitting or child development. This would accompany the kit or be the subject of the poster or scrapbook.

<u>Lot No.</u>	<u>Description</u>
<u>Beginning</u>	Medium Premium Value
1	Scrapbook
2	Kit or play materials
3	Poster
<u>Advanced</u>	Medium Premium Value
4	Kit of play materials for pre-school age
5	Kit of play materials for school age
6	Scrapbook about project

Class 13 – Home Environment

<u>Lot No.</u>	<u>Description</u>
	High Premium Value
1	Project notebook including plan for improvement, floor plan drawn to scale, color schemes used in room, story of project. Include before and after pictures of the project if available.
2	Exhibit of experiments relative to project
3	Three or more articles for the room you selected for improvement
4	Item of refinished furniture

Class 14 – Dress Revue

1. A public style show will be held at a time to be announced.
2. All youth are urged to style their garments.
3. Awards are based on the person’s ability to model and the fit of the garment on the model.

<u>Lot No.</u>	<u>Description</u>
	High Premium Value
1	Junior Division
2	Intermediate Division
3	Senior Division

Class 15 – Clothing

1. Exhibitor may not enter more than one article in each lot. If you make two garments of the same kind (for example, two skirts or dresses), they must be entered in two different lots. For example, enter one skirt in lot labeled “simple skirt” and the other in the lot labeled “other simple garment with straight seams”.
2. Garments may be previously used but must be pressed and clean.

Lot No.

SKILL LEVEL 1 – Low Premium Value

- 1 Simple stuffed toys
- 2 Pot holders
- 3 Scarves
- 4 Simple Jumper
- 5 Simple skirt
- 6 Swim or bath suit
- 7 Simple poncho
- 8 Simple top (without set-in sleeves) or tank top
- 9 Pillow
- 10 Placemats – napkins
- 11 Tote bag
- 12 Chef’s apron or half apron
- 13 Vest
- 14 Tie
- 15 Other

SKILL LEVEL 2 – Medium Premium Value

- 16 Simple blouse or shirt
- 17 Pants or shorts
- 18 Skirt
- 19 Simple dress or jumper
- 20 Pajamas or nightgown
- 21 Simple top or tank top
- 22 Hat
- 23 Swim wear (beach robe or cover-up) or swim suit
- 24 Stuffed toys or dolls
- 25 Vest
- 26 Hooded top
- 27 Other

SKILL LEVEL 3 – Medium Premium Value

- 28 Bib overalls or jumpsuits
- 29 Pants, gauchos, shorts
- 30 Blouse or shirt
- 31 Jackets/Coats – unlined
- 32 Vests
- 33 Sleepwear
- 34 2 piece coordinated outfit
- 35 Sweatshirt
- 36 Dress

37 Other

SKILL LEVEL 4 – High Premium Value

- 38 3 garment exhibit of lingerie
- 39 3 piece coordinated outfit
- 40 5 piece coordinated outfit
- 41 Lined coat or jacket
- 42 Men’s suit or sport coat & pants
- 43 Formal or long dress
- 44 Article made of leather or leather-look fabric
- 45 Tailored garment
- 46 Dress
- 47 Suit of pants suit
- 48 Garment made of specialty fabric
- 49 Other

SEWING FOR ALL SEASONS-Medium Premium Value

- 50 Swim Wear
- 51 Western Wear
- 52 Recreational gear (tents, sleeping bags, back packs, racket covers etc.)
- 53 Tennis outfit
- 54 Ski wear (down jackets, vests, pants, mittens, boot liners)
- 55 Snowmobile wear
- 56 Educational display (safety, recreational cost comparison, maintenance of equipment etc.)
- 57 Other

DESIGN YOUR OWN – High Premium Value

- 58 Garment made from original design (include pattern)
- 59 Garment made from pattern combination (include pattern)
- 60 Notebook – related to your project
- 61 Education exhibit related to your project
- 62 Garment showing ethnic influence (include explanation of garment)
- 63 Other

SEWING FOR OTHERS – Medium Premium Value

- 64 Garment for child (include photo of person in garment)
- 65 Garment for handicapped or senior citizen (include photo of person in the garment)
- 66 Notebook-related to your project
- 67 Garment made for other person (include photo of person in garment)
- 68 Other

RECYCLING – Medium Premium Value

- 69 A mended or repaired article (before and after photos)
- 70 Garment recycled for fit (before and after photos)
- 71 Garment recycled for fashion (before and after photos)
- 72 Garment recycled through major changes (before/after photos)
- 73 Notebook – related to your project
- 74 Educational exhibit-related to your project
- 75 Other

KNITTING - Beginning-Medium Premium Value

- 76 Pair of pot holders
- 77 Two needle mittens
- 78 Ear warmer or ski band
- 79 Slippers
- 80 Hat
- 81 Two-needle sport anklet
- 82 Knitted pillow
- 83 Other item of your choice

KNITTING, Intermediate-Medium Premium Value

- 84 Item using cable stitch
- 85 Item using moss or seed stitch
- 86 Items with buttonholes
- 87 Slippers
- 88 Novelties (stuffed toys)
- 89 Socks – 2 colors

- 90 Mittens – 2 colors
 91 Sweater with raglan sleeves
 92 Other item of your choice
- KNITTING, Advanced-High Premium Value
- 93 Afghan
 94 Sweater set (pullover & cardigan)
 95 Suit or dress
 96 Matching skirt and sweater
 97 Coat sweater with design
 98 Article using circular needles (skirt, sweater, etc.)
 99 Socks or cap using 4 needles
 100 Other item of your choice (skirts and dresses should be lined)
- CROCHET, Beginning – Low Premium Value
- 101 Set of two pot holders
 102 Simple vest
 103 Hat and scarf set
 104 Pair of slippers
 105 Sofa pillow cover
 106 Cape or poncho
 107 Drawstring bag & belt set
 108 Any item or combination of items
- CROCHET, Advanced – High Premium Value
- 109 Poncho or cape
 110 Afghan
 111 Sweater

- 112 Vest, halter or shrink
 113 Purse or bag with zipper
 114 Any garment or article using skills learned in this project
- EMBROIDERY, Beginning – Low Premium Value
- 115 Pot holder
 116 Pin cushion
 117 Pillow top
 118 Small picture
 119 Article using cross stitch
 120 Simple design on scarf, towel, clothing item or any other article
- EMBROIDERY, Advanced-High Premium Value
- 121 Purse
 122 Set of four place mats
 123 Set of four towels
 124 Set of pictures
 125 Wall hanging
 126 Smocking on clothing item
 127 Belt
 128 Design on clothing item or any other article
- QUILTING-PATCHWORK-APPLIQUE – High Premium Value
- 129 Applique article or garment
 130 Garment or article made from handmade patchwork fabric

- 131 Garment or article made from handmade quilted fabric
 132 Quilt using patchwork
 133 Quilt using applique
 134 Quilt using combination of patchwork and applique
 135 Appliance covers (set of 3) from hand-quilted, applique or patchwork fabric
- LATCHHOOK-High Premium Value
- 136 Pillows
 137 Wall Hangings
 138 Other
- NEEDLEPOINT-High Premium Value
- 139 Pillows
 140 Wall hangings
 141 Other
- CROSS STITCH-High Premium Value
- 142 Pillow
 143 Wall hangings
 144 Other
- WEAVING-High Premium Value
- 145 Beginning-Low Premium
 146 Intermediate-Medium Premium
 147 Advanced-High Premium
 148 Other

Class 16 – Foods

- All exhibits must have recipe attached. Recipe must include ingredients, mixing methods, baking time and temperature. Use a 3x5 card for the recipe and attach securely to exhibit.
- Only one item per lot may be entered.
- Clear plastic bags are to be used for exhibit if possible and use sturdy paper plates for displaying.
- This class is limited to 10 entries per exhibitor.
- Use small loaf, pie and cobbler pans if you can.
- Bar cookies are to be 2x2 inch squares.
- Any items baked individually shall be displayed as one plate of four (example, one plate of four cookies, one plate of four yeast rolls).

Lot No.

COOKIES – Low Premium Value

- 1 Drop cookies un-iced
 2 No-bake cookies
 3 Rolled cookies
 4 Bar cookies un-iced
 5 Bar cookies iced
 6 Ball cookies
 7 Frosted cookies
 8 Other

CAKES – High Premium Value

- 9 Layer cake, un-iced from scratch
 10 Layer cake, iced, from scratch
 11 Sheet cake of flat pan cake, un-iced, from scratch
 12 Sheet cake of flat pan cake, frosted, from scratch
 13 Decorated cake, any size, may use mix
 14 Cupcakes, frosted, from scratch
 15 Angel, chiffon or sponge cake, un-iced, from scratch
 16 Other – if using a mix it must be stated.

DESSERTS- High Premium Value

- 17 Crisps and cobblers

- 18 Cheesecake

- 19 Jelly rolls

- 20 Fruitcakes

- 21 Shortcakes and cake dessert (gingerbread and upside down cakes)

- 22 Pies-Fruit pies

- 23 Pies-Meringue pies

- 24 Pies-Chiffon pies

- 25 Tarts

- 26 Other – no mixes allowed

BREADS-QUICK – Low Premium Value

- 27 Biscuits

- 28 Muffins

- 29 Corn bread

- 30 Dessert breads (carrot bread, quick coffee cake and nut breads)

- 31 Quick bread using cheese

- 32 Other – no mixes allowed

BREADS-YEAST – High Premium Value

- 33 Yeast rolls
- 34 Fancy yeast rolls (crescents, fan tans with toppings or with other grains or herbs)
- 35 Sweet rolls
- 36 Yeast coffee cake
- 37 Raised doughnuts
- 38 Cake-type doughnuts
- 39 Loaf of yeast white bread
- 40 Loaf of yeast bread with other grains or herbs
- 41 Loaf of yeast bread whole wheat
- 42 Loaf of yeast batter bread
- 43 Other – must be from scratch

RELISH PLATE – Medium Premium Value

- 44 Vegetable plate
- 45 Fruit plate
- 46 Party cheese tray
- 47 Other

FOODS WITH AN INTERNATIONAL FLAVOR – High Premium Value

- 48 Foreign cookies-One type
- 49 Four types of foreign cookies (one of each)
- 50 Foreign bread
- 51 Pizza
- 52 Educational display or exhibit featuring the food of one special country. Include food, menus, place settings or other items typical of this country in the exhibit
- 53 Candy
- 54 Other food item from foreign country

OTHER SPECIAL PROJECT – Medium Premium Value

- 55 Poster, good nutrition
- 56 Centerpiece
- 57 Dairy items
- 58 Hot drink mix
- 59 Recipe file-15 or more
- 60 Candies
- 61 Other

Class 17 – Food Preservation

1. All exhibits are to be the work of the exhibitor.
2. All products are to be in standard containers. A standard container is one made for canning or for jelly. It must be marked Mason, Kerr or Ball.
3. Jars are to be clean on the outside.
4. Each jar is to be labeled with canning date, method used and type of item canned.
5. All canned items are to be sealed. Containers may be opened by the judge.
6. Only one container per lot may be entered.

Lot No.

Canned-High Premium Value

- 1 Fruit jam, preserves, conserves or marmalade
- 2 Fruit butter
- 3 Fruit jelly
- 4 Canned fruit
- 5 Canned berries
- 6 Pickles
- 7 Canned meat
- 8 Vegetable relish
- 9 Canned vegetables
- 10 Freezer Jam
- 11 Syrups

Drying- Medium Premium Value

- 12 One vegetable - ½ cup bagged
- 13 One fruit – ½ cup bagged
- 14 Fruit Leather – one small roll
- 15 Dried meat - four strips
- 16 Other

Class 18 – Garden

1. Exhibits must contain the specified number of vegetables to be considered for awards.
2. Vegetables will be judged for uniformity, maturity, variety, characteristics, freedom from disease and injury.
3. Not more than six varieties to be shown by each exhibitor. All vegetables in this class must be field grown and not house grown.

Lot No. Low Premium Value

- 1 Beans, plate of wax beans-six pods per plate
- 2 Beans, plate of green string-six pods per plate
- 3 Beets, table beets-three

- 4 Cabbage, round
- 5 Cabbage, pointed
- 6 Carrots, short-three
- 7 Carrots, long-three

- | | |
|---------------------------------------|--|
| 8 Corn, sweet corn-three ears | 22 Turnips, three |
| 9 Cucumbers, slicing-three | 23 Squash, hubbard |
| 10 Cucumbers, pickling-three | 24 Squash, summer or any other variety |
| 11 Cauliflower | 25 Strawberries with stem-10 per plate |
| 12 Onions, globe-three | 26 Raspberries 10 per plate |
| 13 Onions, flat-three | 27 Watermelon |
| 14 Onions, green table-one bunch of 6 | 28 Potatoes, white-three |
| 15 Peas, green-plate of 12 pods | 29 Potatoes, russet-three |
| 16 Peppers | 30 Kohlrabi, three |
| 17 Pumpkins | 31 Any other vegetable-home garden grown |
| 18 Radishes, white or red-bunch of 5 | 32 Any other fruit-home garden grown |
| 19 Rutabagas, three | 33 Educational display |
| 20 Tomatoes, green-three | 34 Herbs |
| 21 Tomatoes, red (ripe)-three | 35 Other |

Class 19-Flowers

1. All exhibits must have green foliage attached.
2. No stimulating or preserving chemicals permitted.

Lot No. Low Premium Value

ANNUALS

- 1 Asters-five stems
- 2 Marigolds, dwarf-three stems
- 3 Marigolds, standard-three stems
- 4 Pansies-five stems
- 5 Petunias-five stems
- 6 Snapdragons-three stems
- 7 Zinnias-five stems
- 8 Collection of annual flowers-five kinds or more
one stem each
- 9 Any other

PERENNIALS

- 10 Daisies-three stems
- 11 Roses-two or three stems
- 12 Gladiolus-two or three stems
- 13 Dahlias-two large or three small (name varieties)
- 14 Any other

HOUSE PLANTS

- 15 African violets-one pot
- 16 African violets-best collection (name varieties)
- 17 Collection of house plants
- 18 Any other-one pot

Class 20-Weeds

1. Plant specimens should be mounted on standard mounting cards-11" x 16".
2. Exhibits should be properly labeled with the following information: Type of plant (common name and scientific name), date found, location found, soil type, finder's name, kind of plant (annual, perennial or biennial), and the kind of herbicides that are effective in its control.
3. All weed plant specimens should include the roots, stems, leaves and the flowers where possible. All plants must be pressed.
4. Displays can be either on a display board or in booklet form.

Lot No. Medium Premium Value

- 1 Exhibit of 12 specimens (7 annuals, 2 biennials, 3 perennials).
- 2 Exhibit of 18 specimens (include at least 1 biennials and 3 perennials).
- 3 Exhibit of 8 specimens known to be dangerous or poisonous to livestock with information suggesting method of control or protection against.
- 4 Exhibit listing 12 herbicides used in your area. Also include the type of plant species they are most effective on, their chemical make-up, their special precautions for safety, and their effect on the plants. List any other important data you feel is necessary.
- 5 Educational display.

Class 21-Range Management

Plant specimens should be pressed, mounted, labeled properly and arranged in booklet form.

Lot No. Medium Premium Value

- 1 Collection of 12 range grasses, 6 range forbs (broad leaf, weedy plants), and 6 range shrubs or browse plants
- 2 Collection of 44 range plants
- 3 Educational panel exhibit of native range plants and their forage values. Five plant specimens minimum
- 4 Display of 10 grass and legume mounts representing grasses and legumes used for range reseeding in your area. Explain adaption of each species and their individual importance on a separate sheet opposite the plant specimens.
- 5 Display showing how to press plants using charts and graphs. Also display a home-made plant press and plant specimen.
- 6 Education display.

Class 22-Forestry

1. Plant specimens should be mounted on standard mounting cards-11" x 16".
2. Exhibits should be properly labeled with the following information: Type of plant (common name and scientific name), date found, location found, soil type where found and finder's name.

Lot No. Low Premium Value

- 1 Exhibit showing some phase or phases of forestry activities. Exhibit may be made up of drawings, charts, photographs, models or any other methods.
- 2 Compass exhibit – with the use of charts explain how a compass works, also set up a compass course on a map.
- 3 Display on "how a tree grows". Show the main divisions of a tree (crown, trunk and roots). Show also the part of a cross-section of a tree.
- 4 Educational display.

Class 23-Plants and Soils Science

Lot No. Low Premium Value

- 1 Exhibit showing a soil profile and the various soil layers labeled. Explain the differences in the different horizons and label each with the respectful depth corresponding to your area.
- 2 Exhibit showing the relationship between sand, silt and clay. Each in a different container labeled respectively.
- 3 Exhibit of any other soil project of interest to you. Can pertain to anything relating to plant and soil science.
- 4 Educational display.

Class 24-Entemology

Specimens will be judged on the following basis:

- a) Correctness and uniformity of pinning and labeling
- b) Condition of specimens
- c) Neatness and arrangement in display box
- d) Variety of insects in collection

Lot No. Low Premium Value

- 1 Collection of at least 25 different kinds of insects – mounted, labeled and identified according to order.
- 2 Collection of at least 50 different kinds of insects – mounted, labeled and identified according to order.
- 3 Exhibit of equipment used for insect collecting and mounting.
- 4 Educational display.

Class 25-Cereals and Small Grains

Each sheaf shall be between 3-4 inches in diameter at the first tie below the head. There must be at least 3 ties.

<u>Lot No.</u>	Low Premium Value		
1	Winter Wheat any variety	4	Rye
2	Spring Wheat any variety	5	Flax
3	Barley any variety	6	Oats any variety
		7	Educational display

Class 26-Forages and Grasses

All forage sheaves shall be between 1-1 ½ inches in diameter at the base and snugly tied in place.

<u>Lot No.</u>	Low Premium Value		
1	Alfalfa	5	Brome
2	Timothy	6	Alsike Clover
3	Sweet Clover	7	Sainfoin
4	Crested Wheat Grass	8	Any other grasses
		9	Educational Display

Class 27-Aerospace

<u>Lot No.</u>	Low Premium Value		
1	Airplanes-Model	3	Rocketry-Model
2	Airplanes-Educational display	4	Rocketry-Educational display

Class 28-Vet Science

<u>Lot No.</u>	Low Premium Value		
1	Project notebook-Unit I	3	Project notebook-Unit III
2	Project notebook-Unit II	4	Educational Display

Class 29-Hobbies

<u>Lot No.</u>			
	<u>WALL HANGINGS</u> -Medium Premium Value	16	Wood
1	Decorated Wreaths	17	Metal
2	Dream Catchers-Originals	18	Glass
3	Dream Catchers-Kits	19	Other
4	Batik		<u>CERAMICS</u> -Medium Premium Value
	<u>CANDLES</u> -Medium Premium Value	20	Small stained-under 6"
5	Oil	21	Large stained-over 6"
6	Gel	22	Porcelain piece finished-any size
7	Wax	23	Small glazed-under 6"
8	Kits	24	Large glazed-over 6"
9	Other	25	Small air brush-under 6"
	<u>SOAP</u> -Items must be displayed in clear protective sleeve/bag-Medium Premium Value	26	Large air brush-over 6"
10	Carved	27	Small antiqued-under 6"
11	Formed and molded	28	Large antiqued-over 6"
12	Kits	29	Small wet brushed-under 6"
	<u>RUBBER STAMPING</u> -Medium Premium Value	30	Large wet brush-over 6"
13	Cards		<u>MISCELLANEOUS CRAFTS</u> -Medium Premium Value
14	Fabrics	31	Decorated stepping stones
15	Other	32	Miscellaneous kits
	<u>TOLE PAINTING</u> -Medium Premium Value	33	Fly tying
		34	Stenciled fabrics
		35	Wearable fabrics
		36	Christmas ornaments, decorations
		37	Handcrafted toys
		38	Decoupage
		39	Macramé
		40	Latch hook
		41	Papier-mâché object
		42	Tie-dyed item
		43	Tatting
		44	Cut work
		45	Any other miscellaneous craft
			<u>MODELS</u> -Low Premium Value
		46	Standard car
		47	Custom style car
		48	Novelty car
		49	Planes and rockets
		50	Lego blocks
		51	Lincoln logs
		52	Erector set
		53	Other
			<u>ARTS AND CRAFTS</u> -Low Premium Value
		54	Handmade party favors
		55	Hand puppets
		56	Finger puppets

57	Marionette	76	Animals	97	Mixed Media
58	Dolls with 5 piece wardrobe	77	Any other subject	98	Any other medium
59	Construction paper creation	<u>ACRYLIC PAINTINGS</u> -High Premium Value		<u>THREE DIMENSIONAL ART</u> -Medium Premium Value	
60	Other kit work (no plastic, models, beads)	78	Landscape	99	Pottery-hand thrown
61	Sculptures	79	Still Life	100	Pottery-hand built
62	3 dimensional wall hangings original design	80	Portrait	101	Wire, metal sculpture
63	Wild Card (any item not listed elsewhere)	81	Animals	102	Wood sculpture
<u>JEWELRY MAKING</u> -Medium Premium Value		82	Any other subject	103	Construction, paper sculpture
64	Necklace	<u>WATERCOLOR PAINTINGS</u> -Medium Premium Value		104	Wax or sculpti
65	Earrings	83	Landscape	105	Woven baskets
66	Bracelet	84	Still Life	106	Other baskets
67	Ring	85	Portrait	107	papier-mâché
68	Other	86	Animals	108	Any other 3-D art creation
<u>TAXIDERMY</u> -High Premium Value		87	Any other subject	<u>GLASS</u> -High Premium Value	
69	Mammal	<u>DRAWING</u> -Medium Premium Value		109	Large Stained glass-over 12"
70	Fish	88	Charcoal	110	Small Stained glass-under 12"
71	Reptile	89	Pencil	111	Sun catcher
72	Fowl	90	Pen/brush and ink (quill, fountain pen)	112	Lamp shade
<u>OIL PAINTINGS</u> -High Premium Value		91	Oil Pastel	113	3-Dimensional
73	Landscape	92	Chalk	114	Etched glass
74	Still Life	93	Color Pencil	<u>LITERATURE</u> -Medium Premium Value	
75	Portrait	94	Crayon	115	Creative Writing
		95	Markers	116	Poems
		96	Finger paint		

Class 30-Industrial Arts and Hobbies

Lot No.

- 1 Large wood working project such as cedar chests, chest of drawers, large lamps turned on a lathe or hand-carved, or large desk, etc. High Premium Value
- 2 Large metal projects such as trailer or equipment High Premium Value
- 3 Medium wood working projects such as footstools, medium-sized lamps, sawhorses, candle holders, nut bowls, etc. Medium Premium Value
- 4 Medium metal projects such as tool boxes Medium Premium Value
- 5 Small wood working projects such as bookends, wooden toys, bird houses, towel racks, etc. Low Premium Value
- 6 Small metal projects such as plaques, pictures, etc. Low Premium Value
- 7 Large engines High Premium Value
- 8 Small engines Medium Premium Value
- 9 School project-VoAg Project Medium Premium Value
- 10 Wood boxes Medium Premium Value
- 11 Flower boxes Medium Premium Value
- 12 Planter Medium Premium Value
- 13 Creep feeder Medium Premium Value
- 14 Ladder Medium Premium Value
- 15 Other

Class 31-Leathercraft

Lot No. Medium Premium Value

- 1 Large leather project such as coat or scabbard
- 2 Medium leather project such as small purse, billfolds, belts, etc.
- 3 Small leather project such as key holder, bracelet, etc.
- 4 Educational display

Class 32-Farm and Home Electric

Lot No. Medium Premium Value

- 1 One article of electric equipment made by exhibitor other than lamp
- 2 A display showing all steps of making a repair
- 3 A display showing all steps of wiring in a switch or outlet
- 4 Table or pinup lamp accompanied by chart showing position of use

Class 33-Photography/Media

1. A member may exhibit in more than one lot.
2. Pictures must be taken within the past 12 months.
3. Entries should be labeled on the back with name, lot number, title and age.
4. Pictures may be colored, black and white or mixed.
5. All photos should be mounted or matted. Captions can be added.
6. A photo can only be entered in one lot.

Lot No. Medium Premium Value

Color

Black and White

- 1 Animal
- 2 Action
- 3 Close-up (not more than 6' from subject-not portrait)
- 4 Night Scene
- 5 Special Effect
- 6 Portrait
- 7 Scenery
- 8 Other
- 9 Photo Story

- 10 Animal
- 11 Action
- 12 Close-up (not more than 6' from subject-not portrait)
- 13 Night Scene
- 14 Special Effect
- 15 Portrait
- 16 Scenery
- 17 Other
- 18 Photo Story

Lot No. High Premium Value

- 19 Album. Albums judged on completion, neatness and originality. Do not caption individual pictures. Minimum 10 pages. Photos in the album may not be entered again in a different lot.
- 20 Scrapbook. Scrapbooks will be judged on completion, neatness and originality. Minimum 10 pages. Photos in scrapbook may not be entered again in a different lot.
- 21 Digital Media. Must have a minimum of 7 slides and maximum of 12 slides. Power point presentation must be saved on a flash drive or CD.

Class 34-Self Determined

1. This class is for unclassified self-determined projects.
2. Purpose of this project will be included in the display.
3. Exhibits must include notebook on project and project record sheets.
4. Include topic on your entry blank.

Lot No. Low Premium Value

- 1 Education display with notebook
- 2 Other

Class 35-Wildlife

Lot No. Low Premium Value

- 1 Exhibit of project activities
- 2 Project notebook
- 3 Poster showing an activity or skilled learned in project
- 4 Other item related to project

Class 36-School Exhibits

1. Open to all, anyone may enter.
2. One exhibit per child allowed per each lot.
3. The lot number and grade must be placed on the front of the exhibit.
4. All work exhibited must have been made during the preceding school year as part of the school curriculum.
5. All entries will be awarded ribbons on the basis of the pupil involvement, originality, education value, and grade level appropriateness.

Lot No. Low Premium Value

Flat Mounted Art-Crayon, colored pencil, watercolor, tempera, finger paint, pencil drawing, ink drawing, chalk

- | | | | |
|---|-------------------------|---|-------------|
| 1 | Preschool, Kindergarten | 4 | Grades 5,6 |
| 2 | Grades 1,2 | 5 | Grades 7,8 |
| 3 | Grades 3,4 | 6 | Grades 9-12 |

Posters

- | | | | |
|---|-------------------------|----|-------------|
| 7 | Preschool, Kindergarten | 10 | Grades 5,6 |
| 8 | Grades 1,2 | 11 | Grades 7,8 |
| 9 | Grades 3,4 | 12 | Grades 9-12 |

Special Projects-Work done for social studies, reading, science, music, etc. Can be maps with special reports or booklets.

Also hobbies and collections, holiday decoration or projects

- | | | | |
|----|-------------------------|----|-------------|
| 13 | Preschool, Kindergarten | 16 | Grades 5,6 |
| 14 | Grades 1,2 | 17 | Grades 7,8 |
| 15 | Grades 3,4 | 18 | Grades 9-12 |

Booklets

- | | | | |
|----|-------------------------|----|-------------|
| 19 | Preschool, Kindergarten | 22 | Grades 5,6 |
| 20 | Grades 1,2 | 23 | Grades 7,8 |
| 21 | Grades 3,4 | 24 | Grades 9-12 |

Crafts-Wood working, weaving, papier-mâché, metal work, jewelry, household articles, sculpting or ceramics

- | | | | |
|----|-------------------------|----|-------------|
| 25 | Preschool, Kindergarten | 28 | Grades 5,6 |
| 26 | Grades 1,2 | 29 | Grades 7,8 |
| 27 | Grades 3,4 | 30 | Grades 9-12 |

Paper Projects-Projects in cut paper, folded paper objects, torn paper pictures, all over or border designs etc.

- | | | | |
|----|-------------------------|----|-------------|
| 31 | Preschool, Kindergarten | 34 | Grades 5,6 |
| 32 | Grades 1,2 | 35 | Grades 7,8 |
| 33 | Grades 3,4 | 36 | Grades 9-12 |

Special Units-Dioramas, models of castles, Conestoga wagons, river barges etc. Special studies in national expansion, natural resources, transportation, or science

- | | | | |
|----|-------------------------|----|-------------|
| 37 | Preschool, Kindergarten | 40 | Grades 5,6 |
| 38 | Grades 1,2 | 41 | Grades 7,8 |
| 39 | Grades 3,4 | 42 | Grades 9-12 |

Poetry-Judging will be on creativity and penmanship when applicable.

- | | | | |
|----|-------------------------|----|-------------|
| 43 | Preschool, Kindergarten | 46 | Grades 5,6 |
| 44 | Grades 1,2 | 47 | Grades 7,8 |
| 45 | Grades 3,4 | 48 | Grades 9-12 |

Short Stories-Judging will be on creativity and penmanship when applicable.

- | | | | |
|----|-------------------------|----|-------------|
| 49 | Preschool, Kindergarten | 52 | Grades 5,6 |
| 50 | Grades 1,2 | 53 | Grades 7,8 |
| 51 | Grades 3,4 | 54 | Grades 9-12 |

Mixed Media

- | | | | |
|----|-------------------------|----|-------------|
| 55 | Preschool, Kindergarten | 58 | Grades 5,6 |
| 56 | Grades 1,2 | 59 | Grades 7,8 |
| 57 | Grades 3,4 | 60 | Grades 9-12 |

Computer generated projects

- | | | | |
|----|-------------------------|----|-------------|
| 61 | Preschool, Kindergarten | 64 | Grades 5,6 |
| 62 | Grades 1,2 | 65 | Grades 7,8 |
| 63 | Grades 3,4 | 66 | Grades 9-12 |

