

Montana State 4-H Horse Show

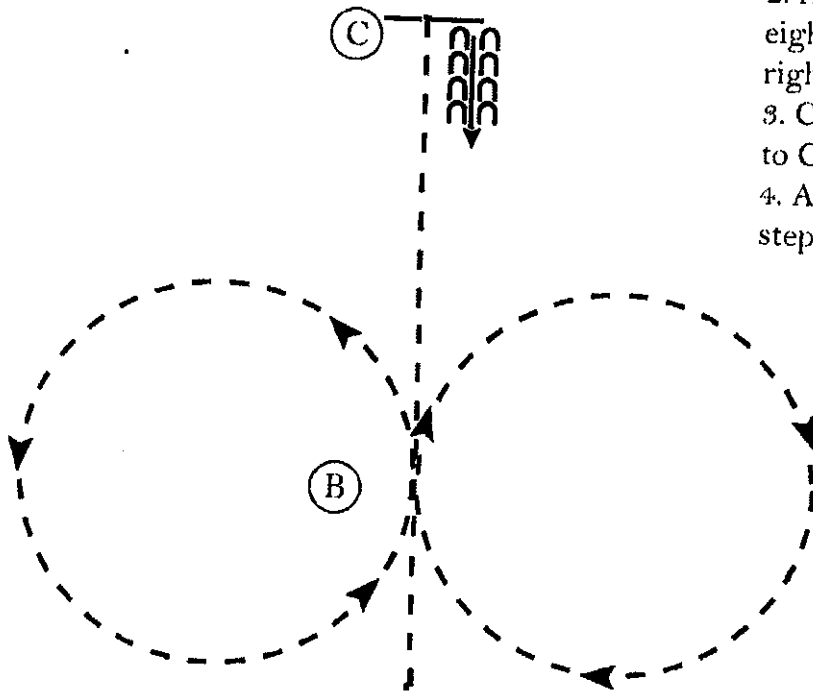
Western Horsemanship (Level 1)

Show Date: September 22-24, 2017

W W W . H o r s e S h o w P a t t e r n s . c o m

W W W . H o r s e S h o w P a t t e r n s . c o m

1. Start at cone A and walk halfway to cone B, then jog
2. At B perform a figure eight, beginning to the right
3. Continue the jog from B to C
4. At C stop and back 4 steps



| | |
|--------------|-------------|
| Walk | |
| Jog | - - - - - |
| Extended Jog | — — — — — |
| Lope | — — — — — |
| Leg Yield | |
| Lead Change | — / — |
| Back | ← C C C C |
| Marker | (B) |
| Sidepass | ← - - - - → |

Pattern Provided by:

Montana 4-H State Horse Committee

[WH/WT-5]

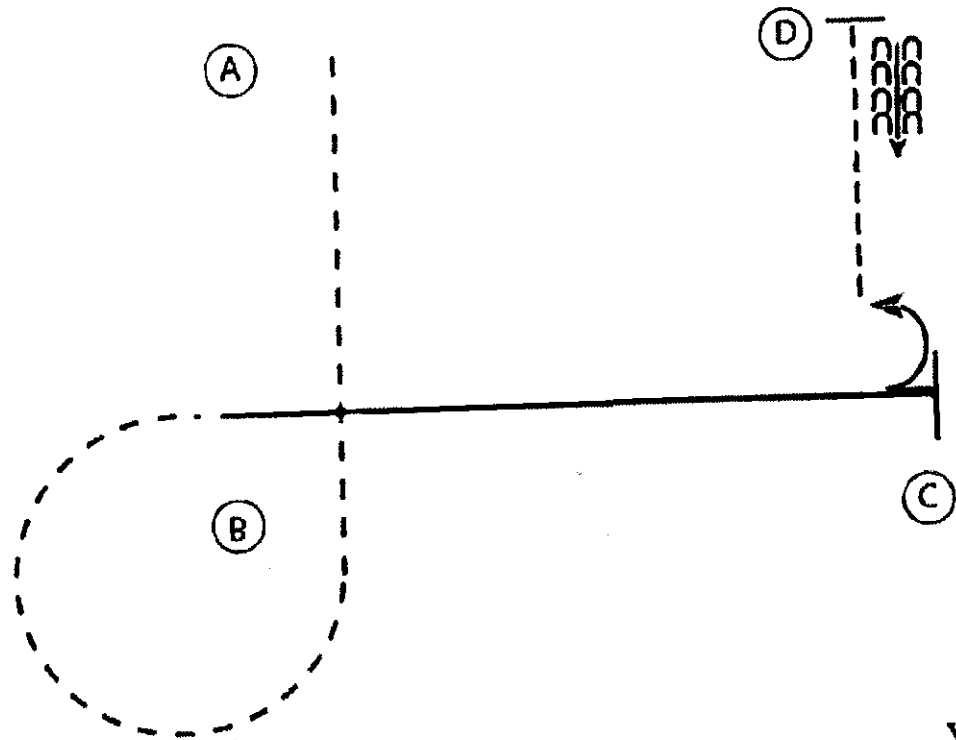
Montana State 4-H Horse Show

Western Horsemanship (Level 2)

Show Date: September 22-24, 2017

W W W . H O R S E S H O W P A T T E R N S . C O M

W W W . H O R S E S H O W P A T T E R N S . C O M



1. Jog from A to and around B
2. At B lope to C
3. Stop at C and perform a 90 degree turn the left
4. Jog to D
5. At D stop and back 4 steps

| | |
|--------------|-----------|
| Walk | |
| Jog | - - - - - |
| Extended Jog | ————— |
| Lope | ————— |
| Leg Yield | |
| Lead Change | XXXX |
| Back | ←CCCC |
| Marker | ⊙ B |
| Sidepass | ←-----→ |

[WH/2-26]

Pattern Provided by:
Montana 4-H State Horse Committee

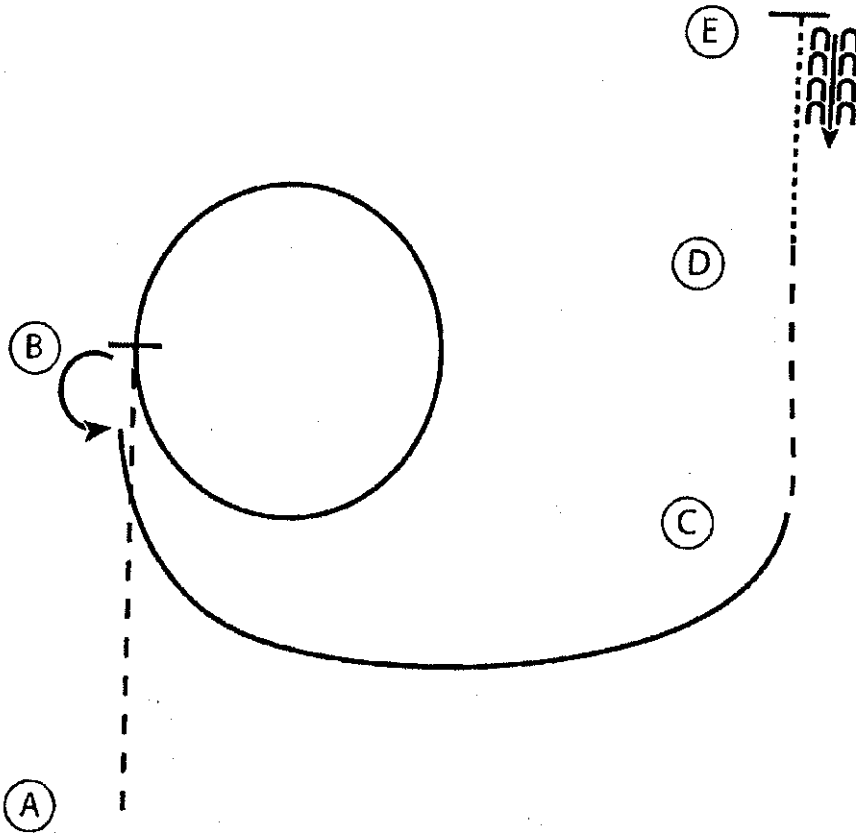
Montana State 4-H Horse Show

Western Horsemanship (Level 3)

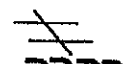


Show Date: September 22-24, 2017

www.HorseShowPatterns.com

www.HorseShowPatterns.com



1. Jog A to B
2. At B lope a circle to the right on the right lead
3. Stop at B and perform a 180 degree turn to the left
4. Lope a half circle around to C
5. At C jog to D
6. At D walk to E
- 7 At E stop and back 4 steps

- Walk (dotted line)
- Jog - - - - - (dashed line)
- Extended Jog — — — — — (long dashed line)
- Lope ————— (solid line)
- Leg Yield ||||| (vertical bars)
- Lead Change  (circle with slash and arrow)
- Back  (circle with arrow and curved lines)
- Marker (B) (circle with B)
- Sidepass  (circle with arrow and dashed line)

[WH/3-11]

Pattern Provided by:

Montana 4-H State Horse Committee

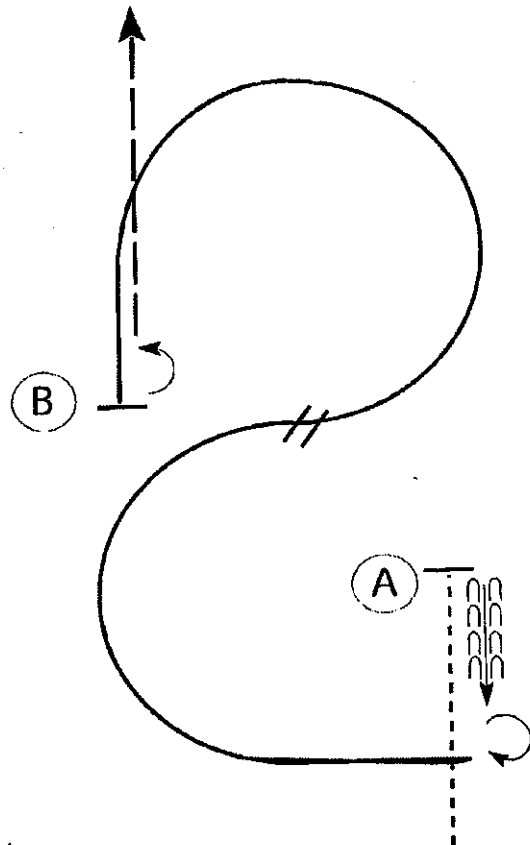
Montana State 4-H Horse Show

Western Horsemanship (Level 4)

Show Date: September 22-24, 2017

www.HorseShowPatterns.com

www.HorseShowPatterns.com



Be ready before marker A.

1. Walk to A.
2. Stop and back approximately one horse length.
3. Execute a 3/4 turn to the right and lope on the right lead.
4. Change leads and lope on the left lead to B.
5. Stop at B and execute a 1/2 turn to the left.
6. Extend the trot to exit.

Follow the instructions of your ring steward.

| | |
|--------------|-----------|
| Walk | ----- |
| Jog | - - - - - |
| Extended Jog | - - - - - |
| Lope | ————— |
| Leg Yield | |
| Lead Change | —/— |
| Back | ←←←←← |
| Marker | Ⓚ |
| Sidepass | ←-----→ |

[WH/3-68]

Pattern Provided by:

Montana 4-H State Horse Committee

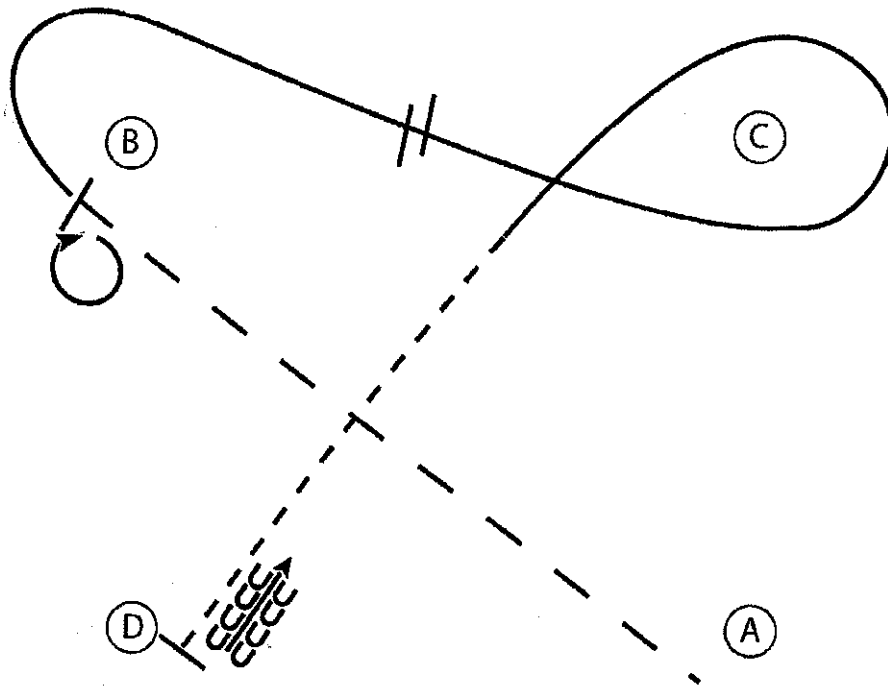
Montana State 4-H Horse Show

Western Horsemanship (Level 5)

Show Date: September 22-24, 2017

www.HorseShowPatterns.com

www.HorseShowPatterns.com



1. Extend the jog A to B
2. Stop at B and perform a 360 degree turn to the right
3. Lope on the right lead around B
4. Half way between B and C change leads and continue to and around C
5. Jog halfway between C and D
6. At D stop and back

| | |
|--------------|-------|
| Walk | |
| Jog | ----- |
| Extended Jog | ----- |
| Lope | ————— |
| Leg Yield | |
| Lead Change | ↘ |
| Back | ←←←←← |
| Marker | ⊙ B |
| Sidepass | →← |

[WH/2-27]

Pattern Provided by:

Montana 4-H State Horse Committee

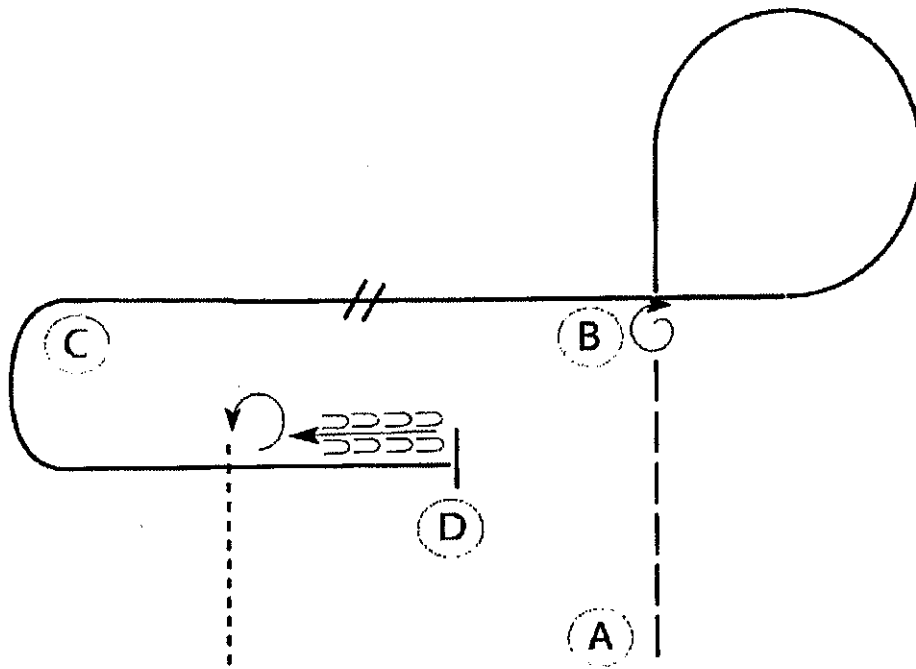
Montana State 4-H Horse Show

Western Horsemanship (Level 6)

Show Date: September 22-24, 2017

www.HorseShowPatterns.com

www.HorseShowPatterns.com



Be ready at A.

1. Extend the jog from A to B.
2. Stop at B and complete a 360 degree spin right.
3. Lope a large fast circle to the right on the right lead.
4. At B, slow to a lope.
5. Halfway between B and C, flying lead change.
6. Lope on the left lead to D.
7. Stop at D and back approximately one horse length.
8. Spin 3/4 turn to the left and walk off.

Follow the instructions of your ring steward.

| | |
|--------------|-----------|
| Walk | ----- |
| Jog | - - - - - |
| Extended Jog | ----- |
| Lope | ===== |
| Leg Yield | |
| Lead Change | ↔ |
| Back | ← D D D |
| Marker | (B) |
| Sidepass | ← |

[WH/3-70]

Pattern Provided by:

Montana 4-H State Horse Committee

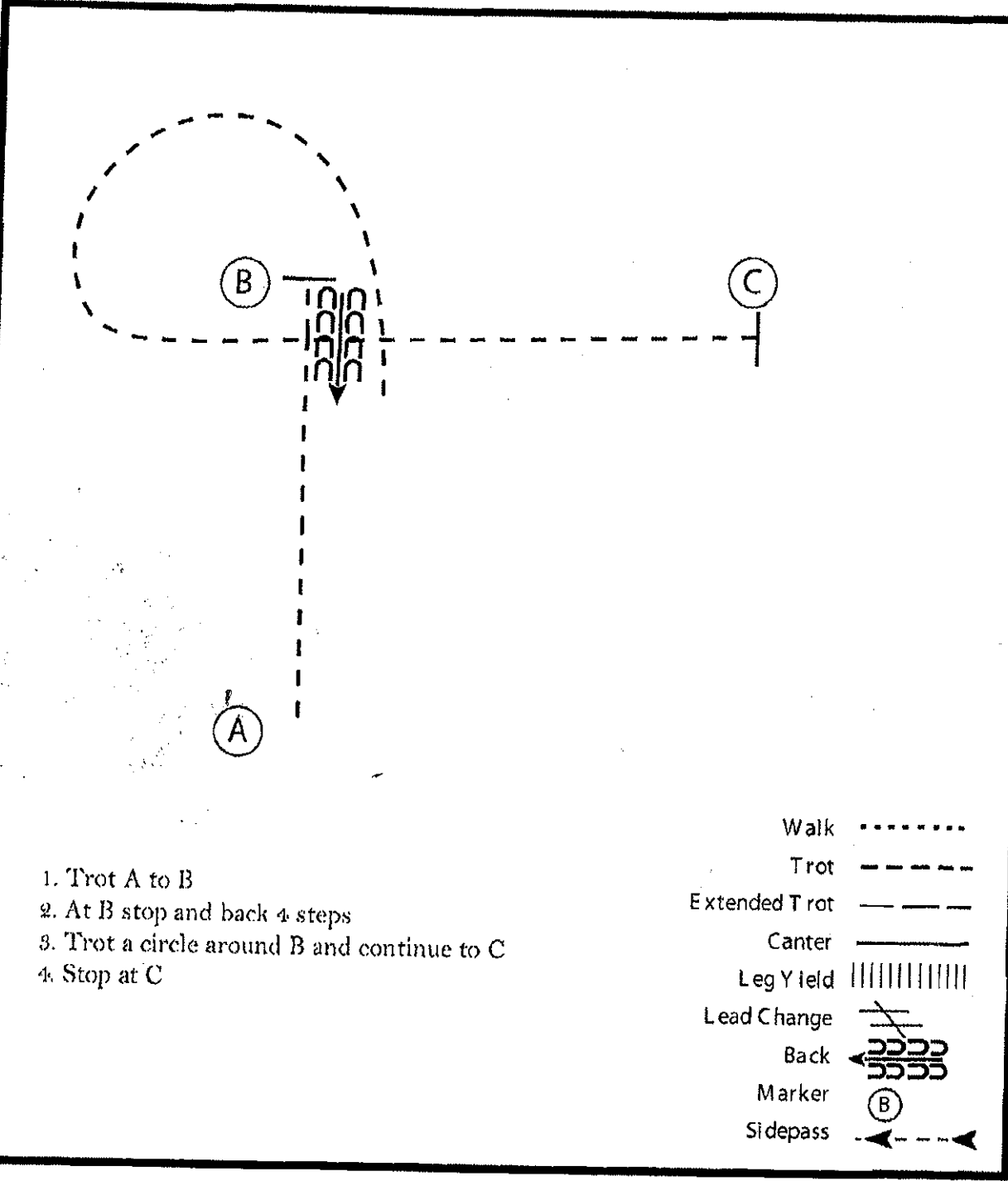
Montana State 4-H Horse Show

English Horsemanship (Level 1)

Show Date: September 22-24, 2017

www.HorseShowPatterns.com

www.HorseShowPatterns.com



1. Trot A to B
2. At B stop and back 4 steps
3. Trot a circle around B and continue to C
4. Stop at C

| | |
|---------------|---------|
| Walk | |
| Trot | ----- |
| Extended Trot | ----- |
| Canter | ————— |
| Leg Yield | |
| Lead Change | ———/——— |
| Back | ←←←←← |
| Marker | ⊙ B |
| Sidepass | →——→ |

[HSE/WT-2]

Pattern Provided by:

Montana 4-H State Horse Committee

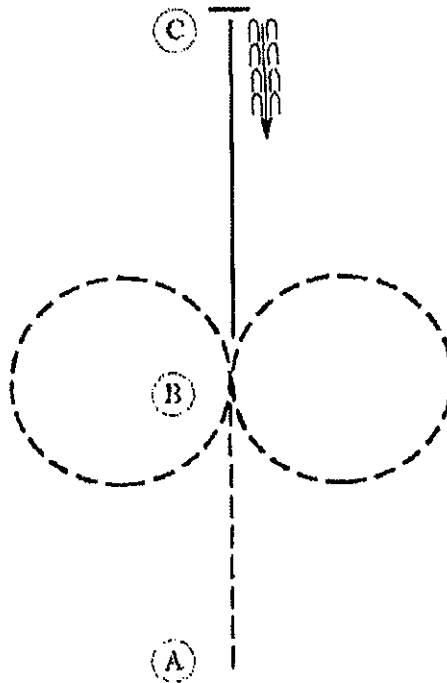
Montana State 4-H Horse Show

English Horsemanship (Level 2)

Show Date: September 22-24, 2017

www.HorseShowPatterns.com

www.HorseShowPatterns.com



1. Sitting trot A to B.
2. At B, posting trot circle to the right.
3. At B, posting trot circle to the left.
4. At B, canter to C.
5. At C, stop and back 4 steps.

| | |
|---------------|-----------|
| Walk | ----- |
| Trot | - - - - - |
| Extended Trot | ----- |
| Canter | ----- |
| Leg Yield | |
| Lead Change | XXXX |
| Back | CCCC |
| Marker | (B) |
| Sidepass | ▲ ▲ |
| Hand Gallop | ----- |

[HSE/1-6]

Pattern Provided by:

Montana 4-H State Horse Committee

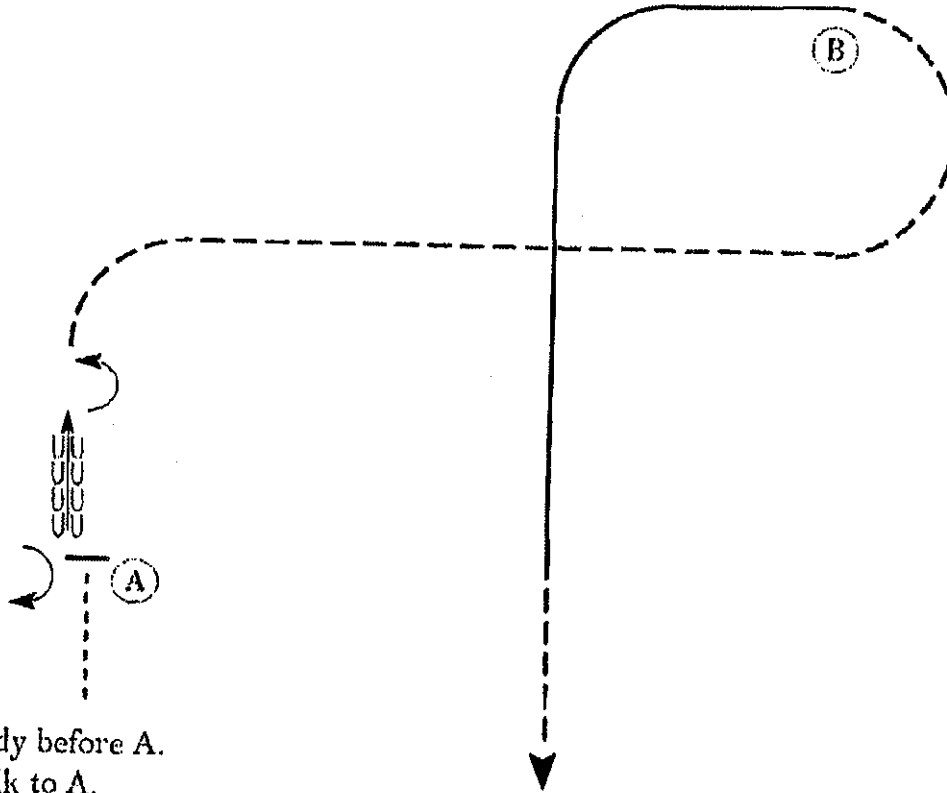
Montana State 4-H Horse Show

English Horsemanship (Level 3)

Show Date: September 22-24, 2017

www.HorseShowPatterns.com

www.HorseShowPatterns.com



Be ready before A.

1. Walk to A.
2. Perform a 180 degree turn on the forehand right.
3. Back approximately one horse length.
4. Perform a 180 degree turn on the forehand left.
5. Posting trot on the left diagonal to center of pattern.
6. Change diagonals at center. Trot on the right diagonal to B.
7. Canter on the left lead until even with A.
8. Sitting trot three strides past A.

Follow the instructions of your ring steward.

| | |
|---------------|-------|
| Walk | ----- |
| Trot | ----- |
| Extended Trot | ----- |
| Canter | ----- |
| Log Yield | |
| Lead Change | ↘ |
| Back | ←←←← |
| Marker | Ⓚ |
| Sidepass | ← → |
| Hand Gallop | ----- |

[HSE/3-66]

Pattern Provided by:

Montana 4-H State Horse Committee

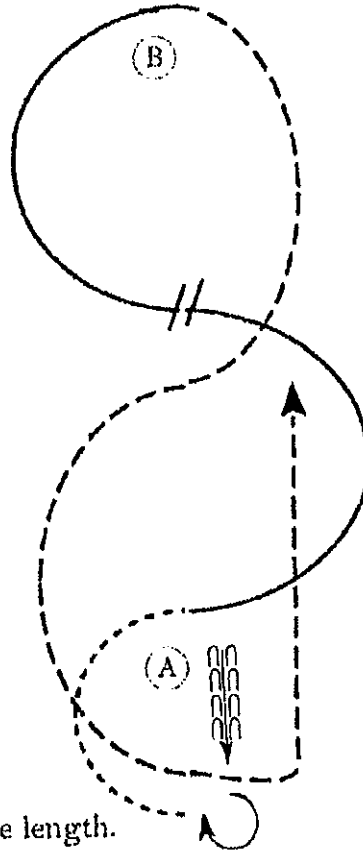
Montana State 4-H Horse Show

English Horsemanship (Level 4)

Show Date: September 22-24, 2017

www.HorseShowPatterns.com

www.HorseShowPatterns.com



Be ready at A.

1. Back approximately one horse length.
2. Perform a 3/4 turn on the forehand right.
3. Walk around A.
4. Canter on the left lead in a half circle.
5. Change leads and canter on the right lead to B.
6. Break to a posting trot and trot a serpentine to A showing a change of diagonals in center.
7. At A, sitting trot around corner toward B.

Pattern is over once you have trotted past the center point of the pattern.

Follow the instructions of your ring steward

| | |
|---------------|-------|
| Walk | ----- |
| Trot | ----- |
| Extended Trot | ----- |
| Canter | ----- |
| Leg Yield | |
| Lead Change | ↙ ↘ |
| Back | ←←←← |
| Marker | (B) |
| Sidepass | ↖ ↗ |
| Hand Gallop | ----- |

[HSE/3-69]

Pattern Provided by:

Montana 4-H State Horse Committee

Montana State 4-H Horse Show

English Horsemanship (Level 5)

Show Date: September 22-24, 2017

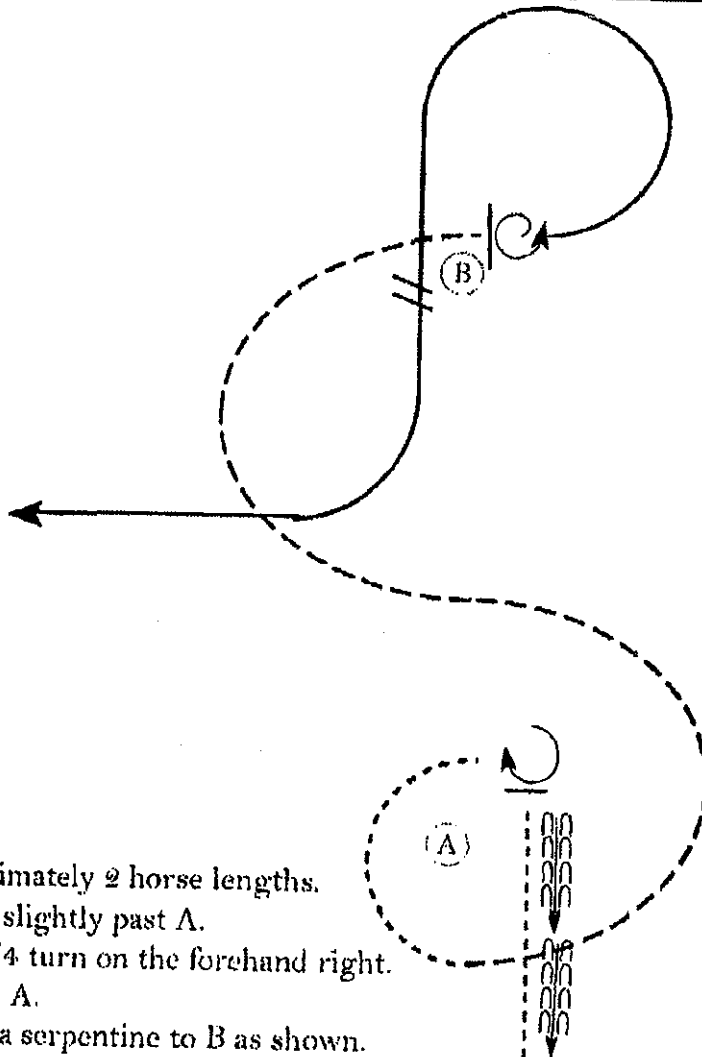
www.HorseShowPatterns.com

www.HorseShowPatterns.com

Be ready at A.

1. Back approximately 2 horse lengths.
2. Walk to and slightly past A.
3. Perform a 3/4 turn on the forehand right.
4. Walk around A.
5. Posting trot a serpentine to B as shown.
6. Halt at B. Perform a full turn on the forehand left.
7. Canter on the left lead in a circle to B.
8. Change leads at B and canter on the right lead to exit as shown.

Follow the instructions of your ring steward.



| | |
|---------------|-----------|
| Walk | ----- |
| Trot | - - - - - |
| Extended Trot | ----- |
| Canter | ===== |
| Leg Yield | |
| Lead Change | ↖ ↗ |
| Back | ←←←←← |
| Marker | Ⓚ |
| Sidepass | ↖ ↗ |
| Hand Gallop | ----- |

[HSE/3-68]

Pattern Provided by:

Montana 4-H State Horse Committee

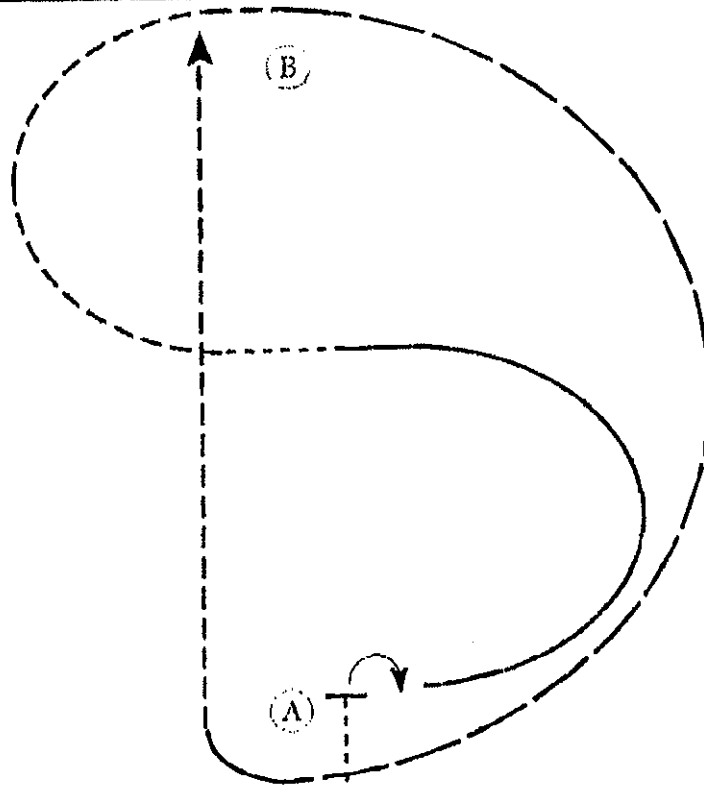
Montana State 4-H Horse Show

English Horsemanship (Level 6)

Show Date: September 22-24, 2017

www.HorseShowPatterns.com

www.HorseShowPatterns.com



Be ready before A.

1. Walk to A.
2. Perform a 90 degree forehand turn to the right.
3. Canter on the left lead in a half circle to center of pattern.
4. Walk 2-3 horse lengths.
5. Sitting trot in a half circle to B.
6. Hand gallop on the right lead to and around A.
7. Trot on the left diagonal to B.

Pattern is over once you pass B.

Follow the instructions of your ring steward.

| | |
|---------------|-------|
| Walk | ----- |
| Trot | ----- |
| Extended Trot | ----- |
| Canter | ----- |
| Leg Yield | |
| Lead Change | ↗ ↘ |
| Back | ←←←← |
| Marker | ⊙ |
| Sidepass | ↔ |
| Hand Gallop | ----- |

[HSE/3-67]

Pattern Provided by:

Montana 4-H State Horse Committee

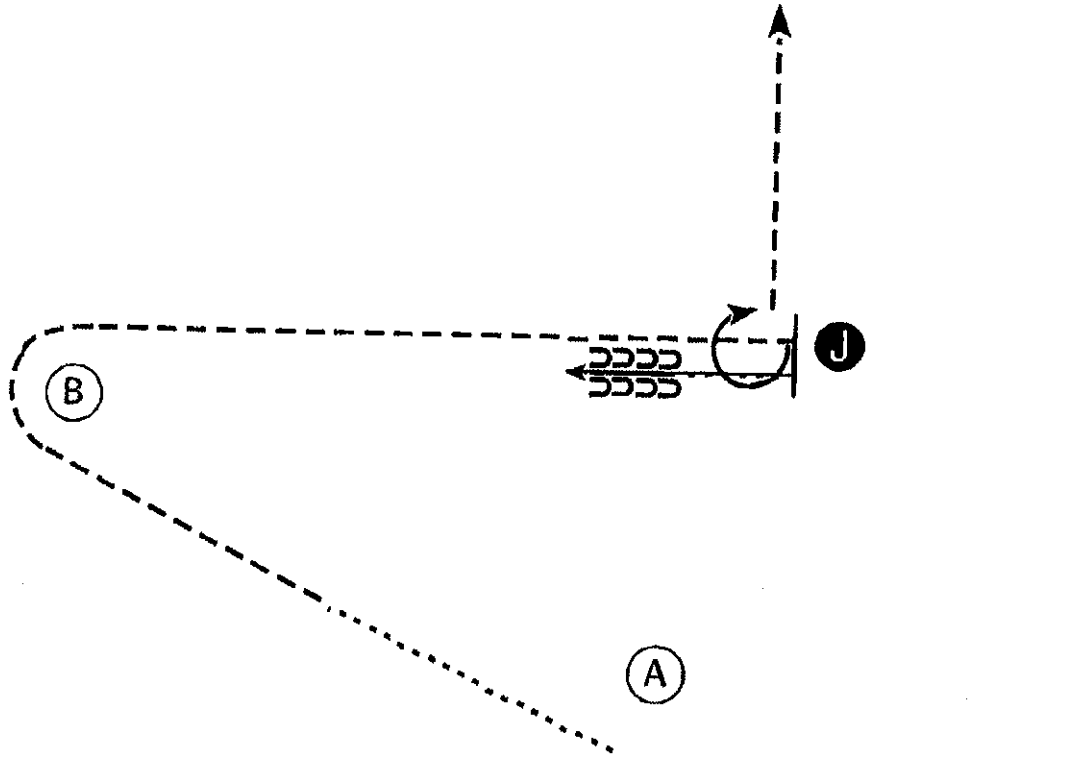
Montana State 4-H Horse Show

Colt to Maturity Yearling English or Western

Show Date: September 22-24, 2017

www.HorseShowPatterns.com

www.HorseShowPatterns.com



1. Walk half way from A to B.
2. Trot around B to the Judge.
3. Stop and back four steps.
4. Walk to Judge and set up for inspection.
5. When dismissed perform a 270 degree turn and trot to line-up.

Walk
Trot - - - - -
Back ← C C C C S S S S
Marker (B)
Judge (J)

[S/2-12]

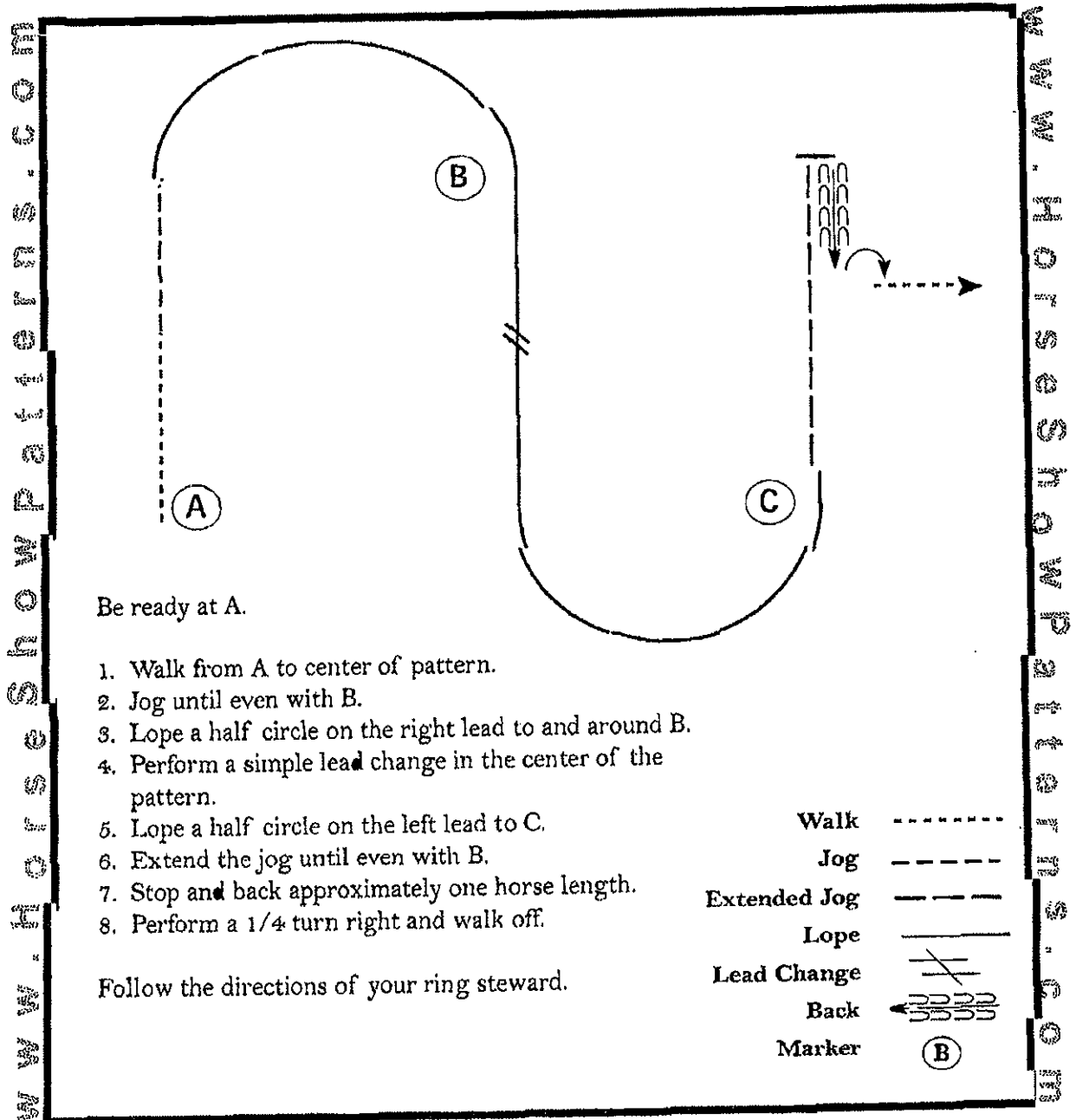
Pattern Provided by:

Montana 4-H State Horse Committee

Montana State 4-H Horse Show

Western Colt to Maturity / Green Horse (2 Yr Old / Level 2)

Show Date: September 22-24, 2017



[WHIII_8]

Pattern Provided by:
Montana 4-H State Horse Committee

Montana State 4-H Horse Show

Western Colt to Maturity / Green Horse (3 Yr Old / Level 3)

Show Date: September 22-24, 2017

W W H H S S H H P P a t t e r n s . c o m

W W H H S S H H P P a t t e r n s . c o m

Be ready at A.

1. Walk halfway to center of pattern.
2. Jog to center of pattern.
3. Stop and perform a 180 degree turn left.
4. Lope a half circle to the left.
5. Extended jog until even with B.
6. Stop and perform a 180 degree turn right.
7. Lope a half circle to the right.
8. When even with B, break to a jog.

Pattern is over once you have passed B at the jog.

Follow the directions of your ring steward.

| | |
|--------------|-------|
| Walk | |
| Jog | ----- |
| Extended Jog | ————— |
| Lope | ————— |
| Lead Change | ⚡ |
| Back | ←←←←← |
| Marker | ⊙ |

Pattern Provided by:
Montana 4-H State Horse Committee

[WHIII_7]

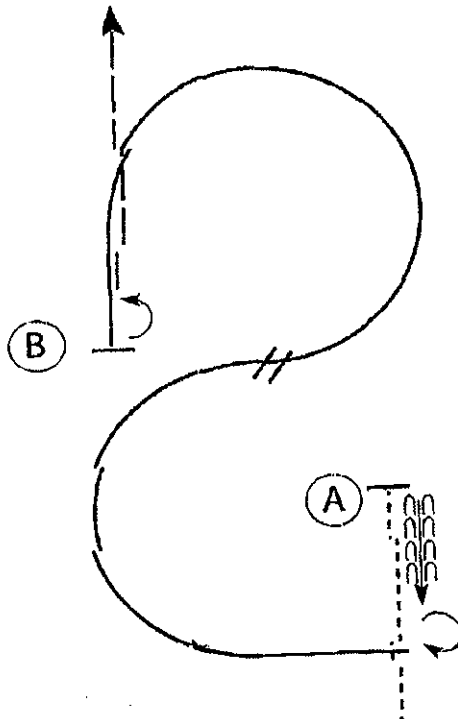
Montana State 4-H Horse Show

Western Colt to Maturity / Green Horse (4 Yr Old / Level 4)

Show Date: September 22-24, 2017

www.horseshowpatterns.com

www.horseshowpatterns.com



Be ready before marker A.

1. Walk to A.
2. Stop and back approximately one horse length.
3. Execute a 3/4 turn to the right and lope on the right lead.
4. Change leads and lope on the left lead to B.
5. Stop at B and execute a 1/2 turn to the left.
6. Extend the trot to exit.

Follow the instructions of your ring steward.

| | |
|--------------|---------|
| Walk | ----- |
| Jog | ----- |
| Extended Jog | ----- |
| Lope | ----- |
| Leg Yield | |
| Lead Change | |
| Back | ←←←←← |
| Marker | (B) |
| Sidepass | ←-----→ |

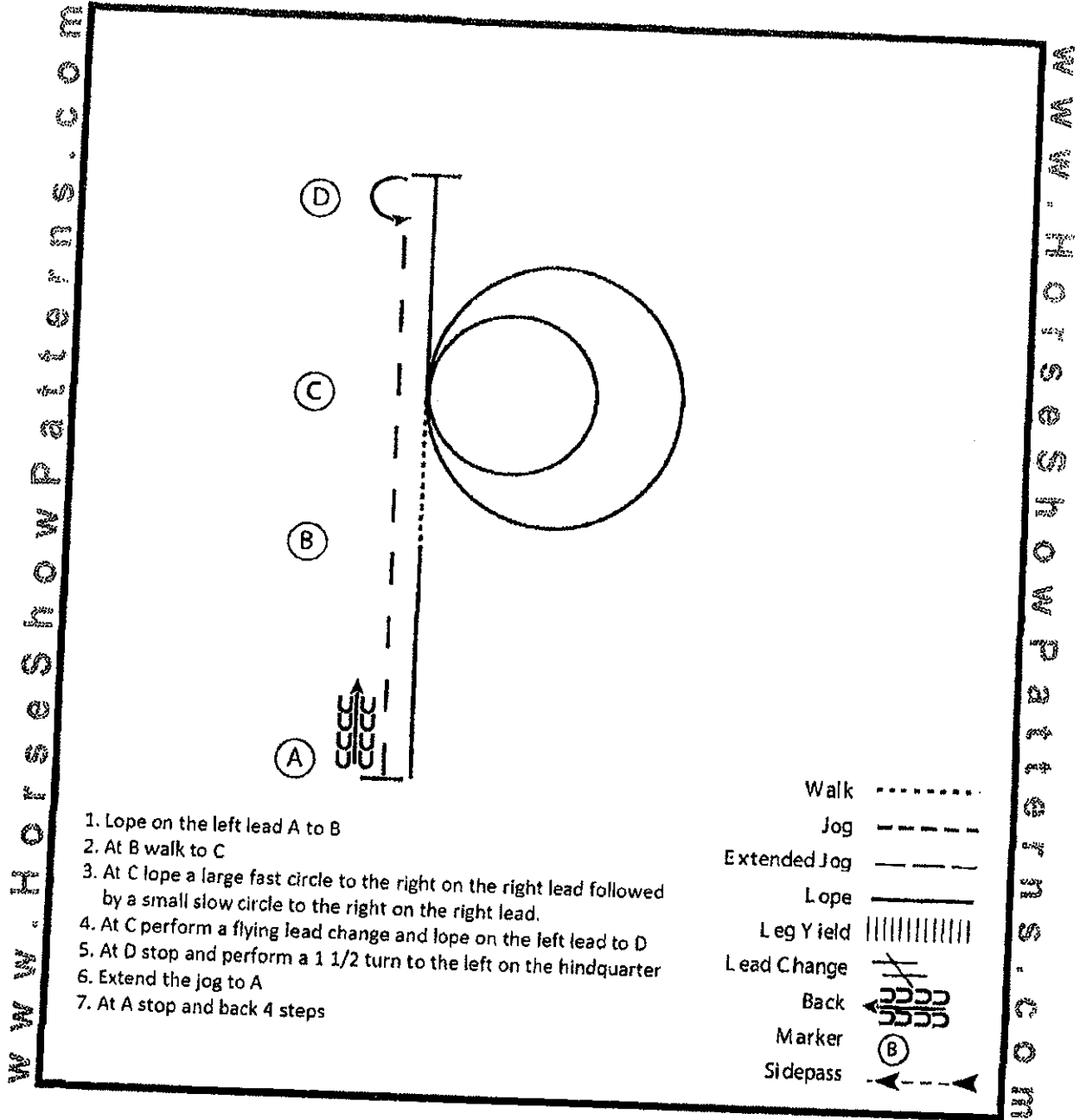
[WHIII_6]

Pattern Provided by:
Montana 4-H State Horse Committee

Montana State 4-H Horse Show

Western Colt to Maturity 5-year/Green Horse Level 4

Show Date: September 22-24, 2017



1. Lope on the left lead A to B
2. At B walk to C
3. At C lope a large fast circle to the right on the right lead followed by a small slow circle to the right on the right lead.
4. At C perform a flying lead change and lope on the left lead to D
5. At D stop and perform a 1 1/2 turn to the left on the hindquarter
6. Extend the jog to A
7. At A stop and back 4 steps

Pattern Provided by:

Montana 4-H State Horse Committee

[WH/3-7]

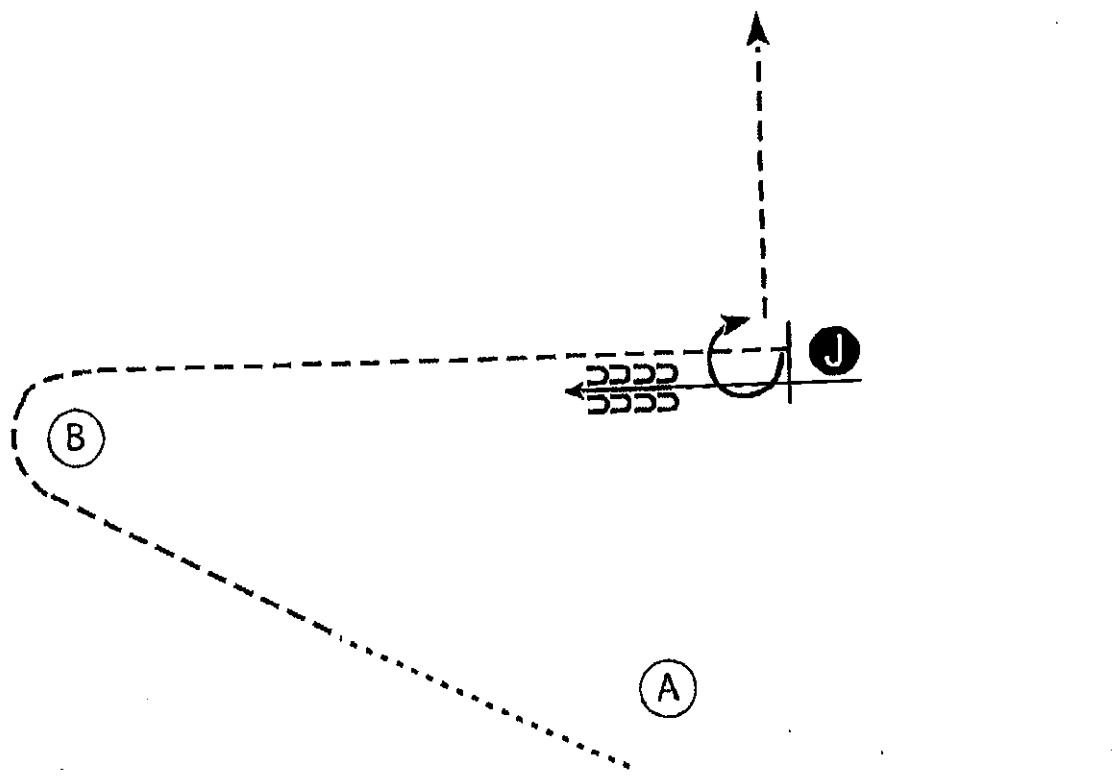
Montana State 4-H Horse Show

Colt to Maturity Yearling English or Western

Show Date: September 22-24, 2017

www.HorseShowPatterns.com

www.HorseShowPatterns.com



1. Walk half way from A to B.
2. Trot around B to the Judge.
3. Stop and back four steps.
4. Walk to Judge and set up for inspection.
5. When dismissed perform a 270 degree turn and trot to line-up.

Walk
 Trot - - - - -
 Back ← CCCC
 Marker (B)
 Judge (J)

[S/2-12]

Pattern Provided by:
 Montana 4-H State Horse Committee

©2015 HorseShowPatterns.com. All Rights Reserved.

Montana State 4-H Horse Show

English Colt to Maturity / Green Horse (2 Year Old)

Show Date: September 22-24, 2017

www.horshowpatterns.com

www.horshowpatterns.com

Be ready at A.

1. Trot on the left diagonal to B.
2. Canter on the right lead to and around C and half way to A.
3. Perform a simple lead change between C and A.
4. Canter around A and to D.
5. Trot on the right diagonal from D to B.
6. Stop at B and back approximately one horse length.

| | |
|---------------|-------|
| Walk | ----- |
| Trot | ----- |
| Extended Trot | ----- |
| Canter | ----- |
| Lead Change | ----- |
| Back | ←←←←← |
| Marker | ⊙ |
| Hand Gallop | ----- |

Pattern Provided by:
Montana 4-H State Horse Committee

[HSE1_5]

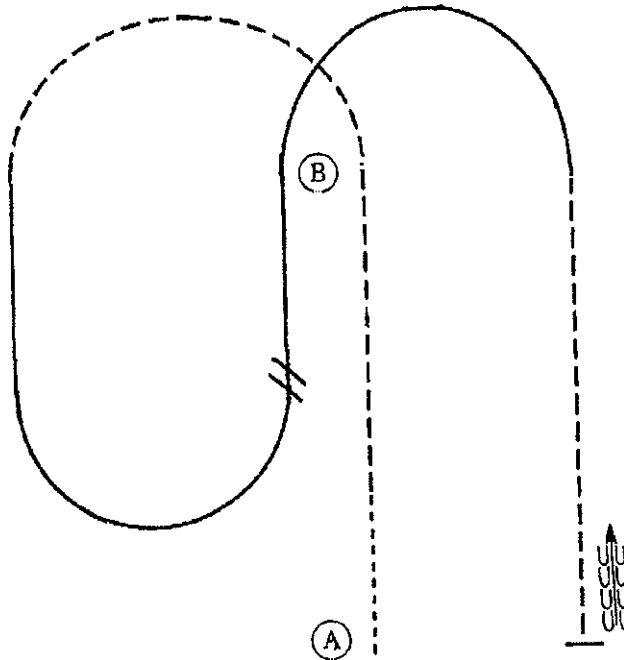
Montana State 4-H Horse Show

English Colt to Maturity / Green Horse (3 Year Old)

Show Date: September 22-24, 2017

www.horshowpatterns.com

www.horshowpatterns.com



Be ready at A.

1. Walk two horse lengths from A.
2. Sitting trot to B.
3. Posting trot a half circle on the right diagonal until even with B.
4. Canter a straight line and then a half circle on the left lead until halfway between A and B.
5. Perform a simple lead change.
6. Canter on the right lead to B and then in a half circle until even with B.
7. Posting trot on the left diagonal until even with A.
8. Stop and back approximately one horse length.

Follow the instructions of your ring steward.

| | |
|---------------|-------|
| Walk | ----- |
| Trot | ----- |
| Extended Trot | ----- |
| Canter | ----- |
| Leg Yield | |
| Lead Change | ↔ |
| Back | ←←←←← |
| Marker | ⊙ |
| Sidepass | →---→ |
| Hand Gallop | ----- |

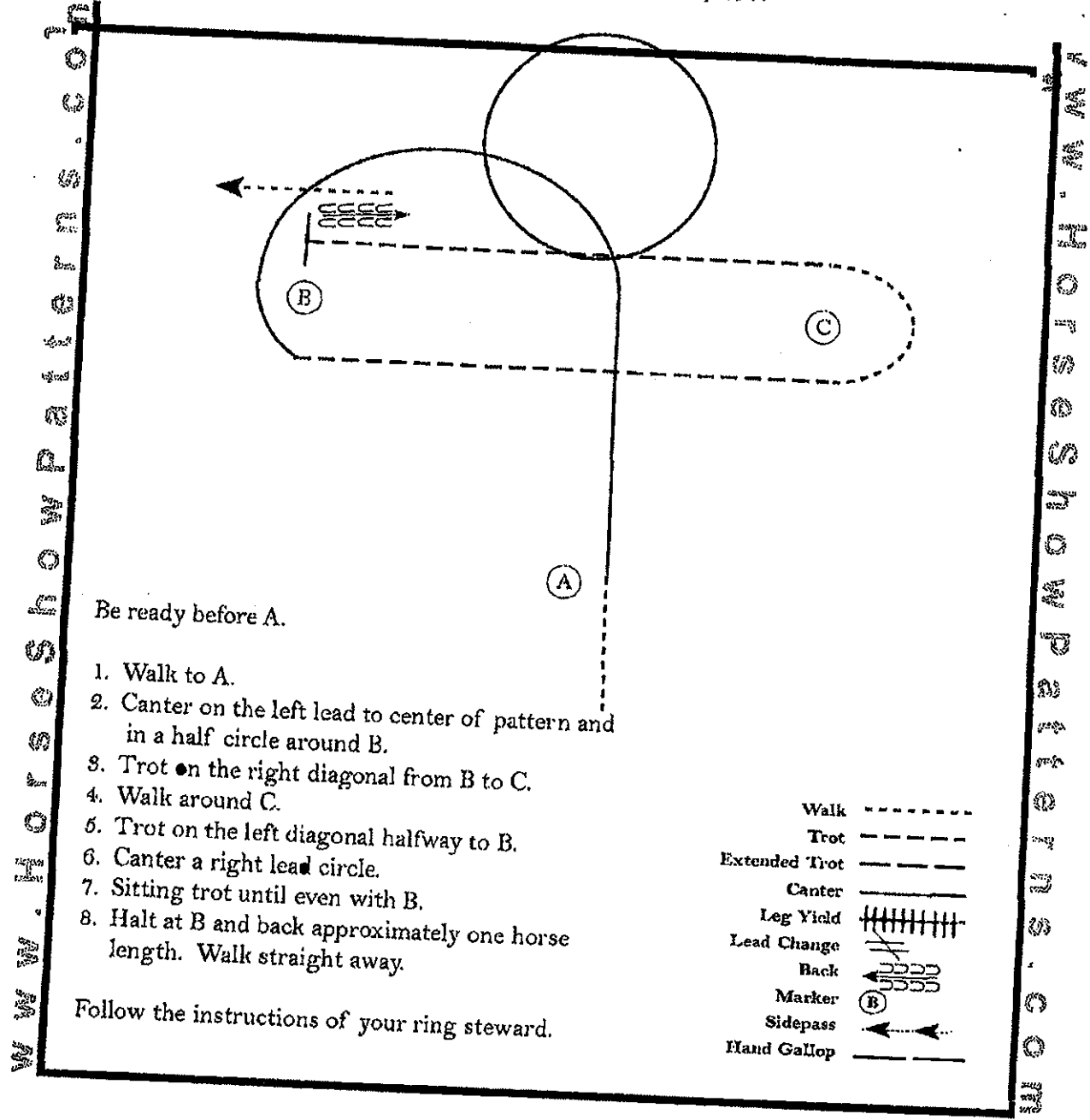
[HSEI_5]

Pattern Provided by:
Montana 4-H State Horse Committee

Montana State 4-H Horse Show

English Colt to Maturity / Green Horse (4 Year Old)

Show Date: September 22-24, 2017



Be ready before A.

1. Walk to A.
2. Canter on the left lead to center of pattern and in a half circle around B.
3. Trot on the right diagonal from B to C.
4. Walk around C.
5. Trot on the left diagonal halfway to B.
6. Canter a right lead circle.
7. Sitting trot until even with B.
8. Halt at B and back approximately one horse length. Walk straight away.

Follow the instructions of your ring steward.

- Walk -----
- Trot - - - - -
- Extended Trot - - - - -
- Canter _____
- Leg Yield |||||
- Lead Change / / / / /
- Back ← C C C C C
- Marker (B)
- Sidepass ←
- Hand Gallop ←

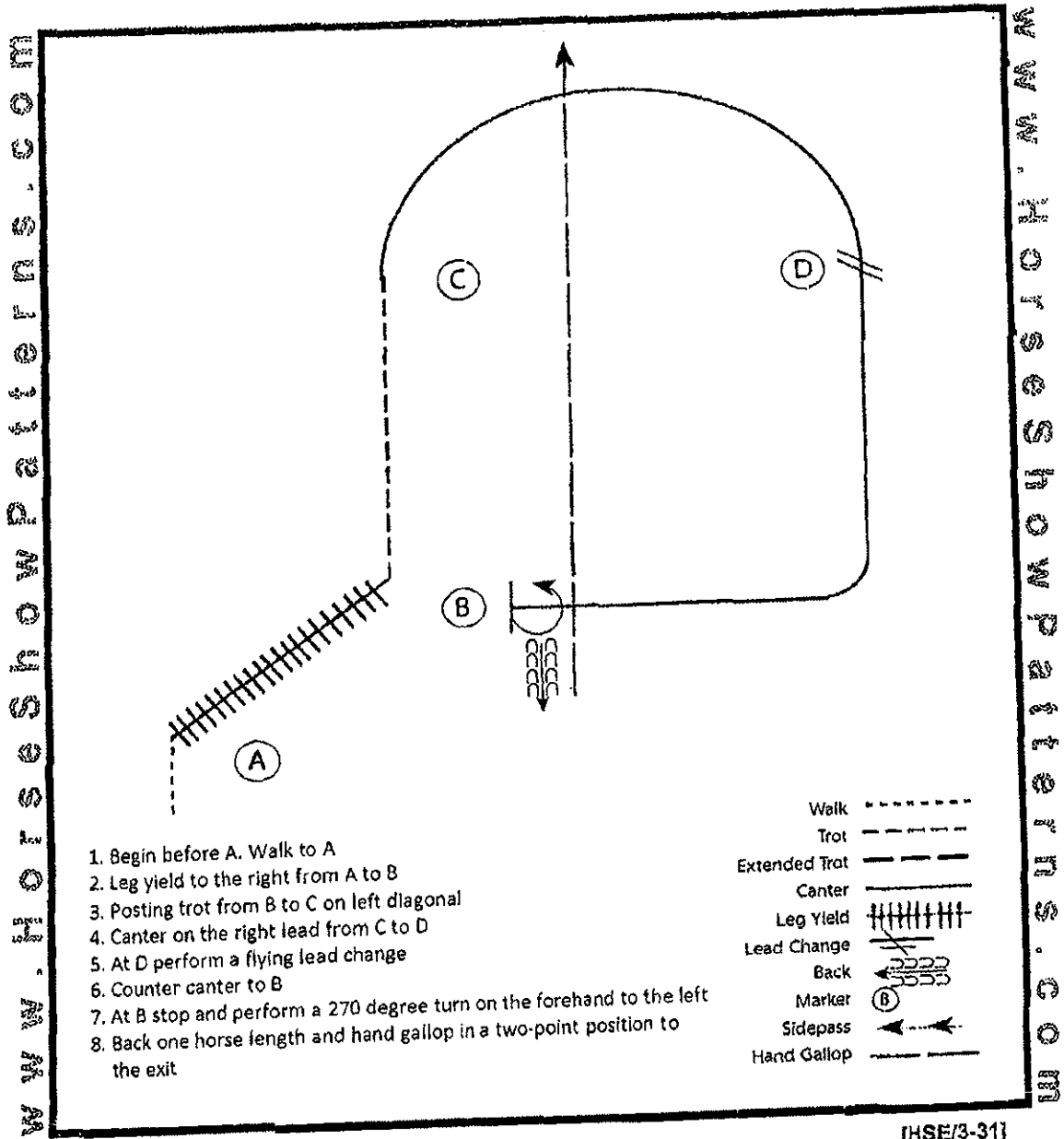
Pattern Provided by:
Montana 4-H State Horse Committee

[HSEIII_6]

Montana State 4-H Horse Show

English Colt to Maturity / Green Horse (5 year old)

Show Date: September 22-24, 2017



Pattern Provided by:

Montana 4-H State Horse Committee

©2015 HorseShowPatterns.com. All Rights Reserved

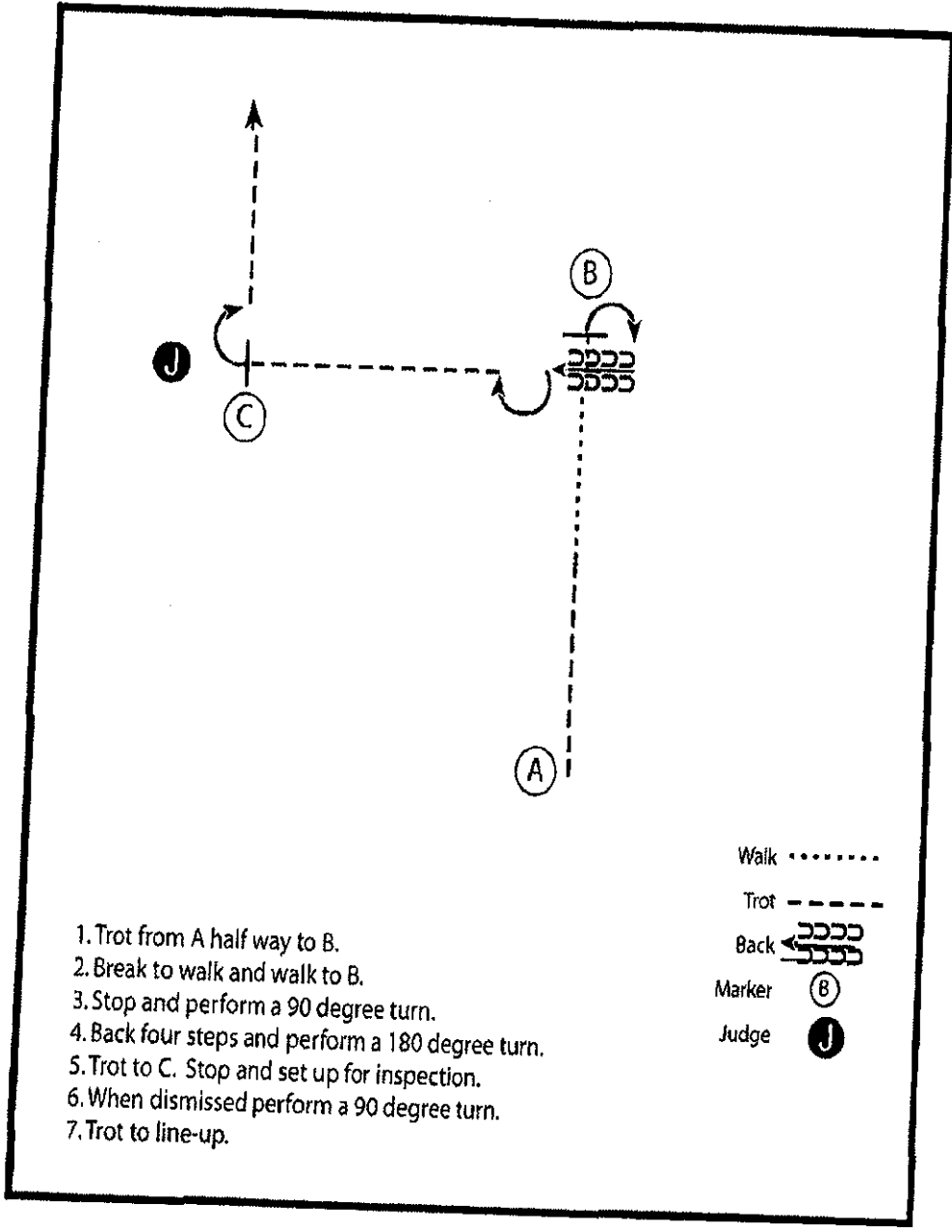
Montana State 4-H Horse Show

Colt to Maturity/Green Horse Showmanship

Show Date: September 22-24, 2017

W W . H O R S E S H O W P A T T N S . C O M

W W . H O R S E S H O W P A T T N S . C O M



1. Trot from A half way to B.
2. Break to walk and walk to B.
3. Stop and perform a 90 degree turn.
4. Back four steps and perform a 180 degree turn.
5. Trot to C. Stop and set up for inspection.
6. When dismissed perform a 90 degree turn.
7. Trot to line-up.

Pattern Provided by:

Montana State Horse Show Committee

©2015 HorseShowsPatterns.com. All Rights Reserved

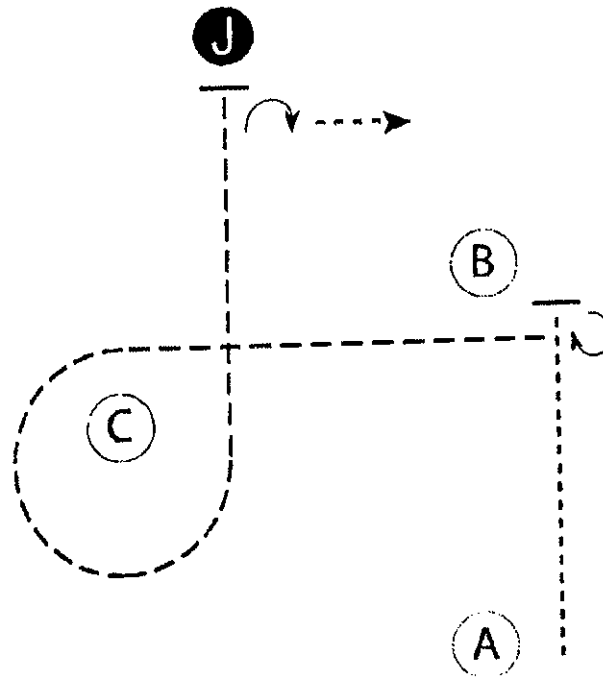
Montana State 4-H Horse Show

Junior Showmanship (10 & under)

Show Date: September 22-24, 2017

www.HorseShowPatterns.com

www.HorseShowPatterns.com



Be ready at A.

1. Walk from A to B.
2. Stop just before B and perform a 270 degree turn.
3. Trot to and around C and to judge as shown.
4. Stop and set up for inspection.
5. When dismissed, perform a 90 degree turn and walk away.

Follow the instructions of your ring steward.

| | |
|--------|----------------|
| Walk | ----- |
| Trot | - - - - - |
| Back | ←←←←← ←←←←← |
| Marker | ⓑ |
| Judge | ⓙ |

[S/2-53]

Pattern Provided by:

Montana 4-H State Horse Committee

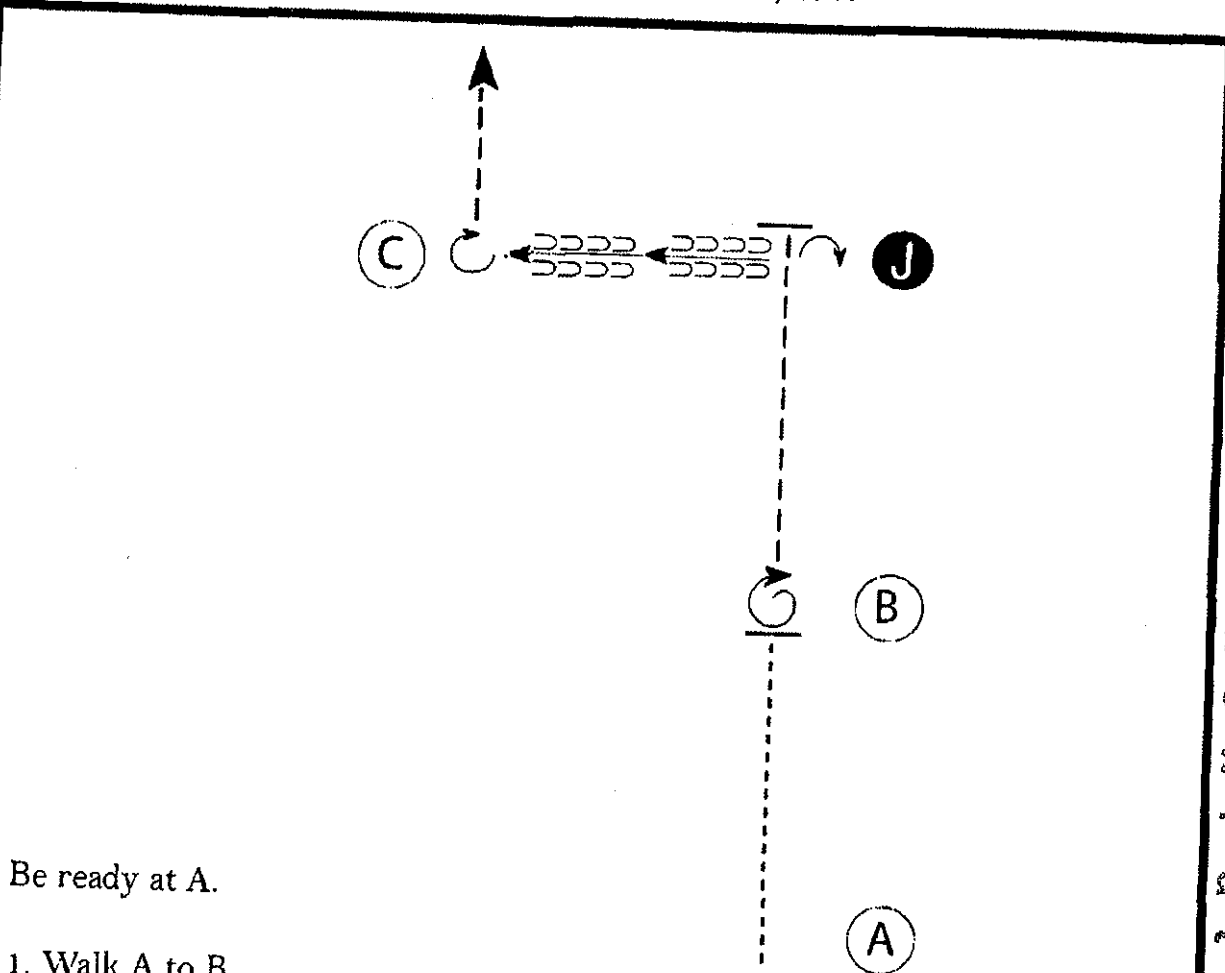
Montana State 4-H Horse Show

Intermediate Showmanship (11-13)

Show Date: September 22-24, 2017

W W W . H o r s e S h o w P a t t e r n s . c o m

W W W . H o r s e S h o w P a t t e r n s . c o m



Be ready at A.

1. Walk A to B.
2. Stop at B and perform a 360 degree turn.
3. Trot until even with Judge.
4. Stop and perform a 90 degree turn; set up for inspection.
5. When dismissed, back to C.
6. Perform a 270 degree turn and trot straight away.

Walk -----
Trot - - - - -
Back ←=====

Marker (B)
Judge (J)

Follow the instructions of your ring steward.

Pattern Provided by:

Montana 4-H State Horse Committee

[S/2-4]

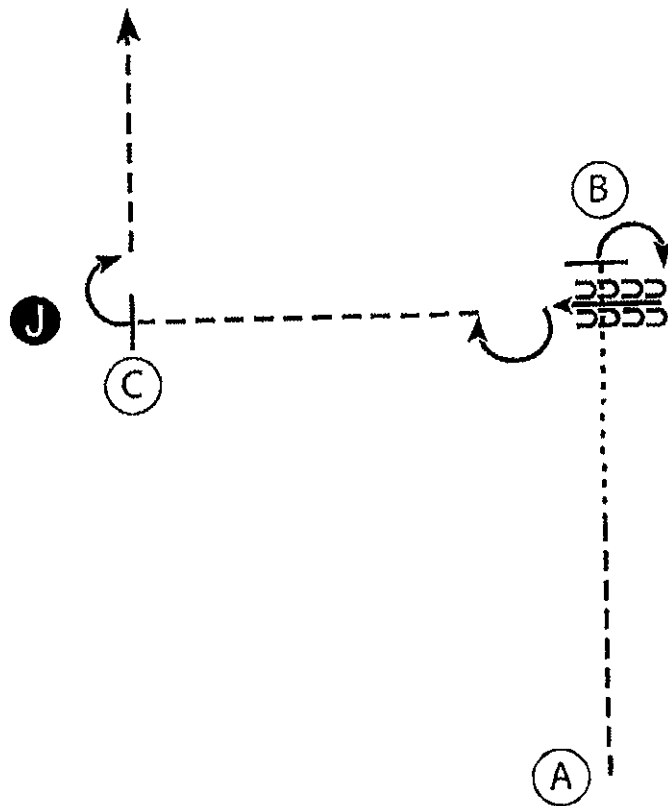
Montana State 4-H Horse Show

Senior Showmanship (14 & over)

Show Date: September 22-24, 2017

W W W . H o r s e S h o w P a t t e r n s . c o m

W W W . H o r s e S h o w P a t t e r n s . c o m



1. Trot from A half way to B.
2. Break to walk and walk to B.
3. Stop and perform a 90 degree turn.
4. Back four steps and perform a 180 degree turn.
5. Trot to C. Stop and set up for inspection.
6. When dismissed perform a 90 degree turn.
7. Trot to line-up.

Walk
Trot - - - - -
Back ← CCCC
Marker (B)
Judge (J)

[S/3-9]

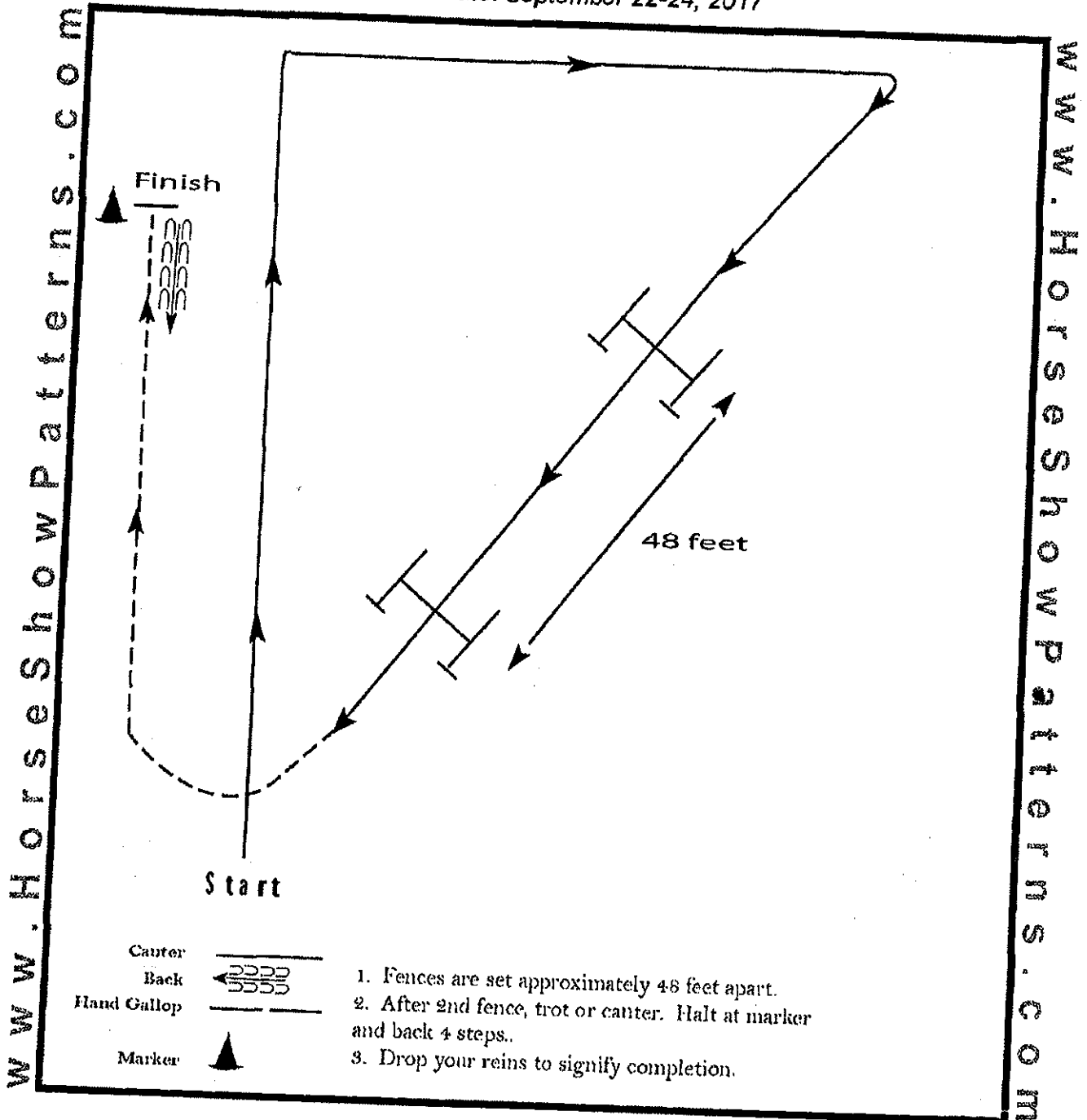
Pattern Provided by:

Montana 4-H State Horse Committee

Montana State 4-H Horse Show

Hunter Hack Jr.

Show Date: September 22-24, 2017



Pattern Provided by:

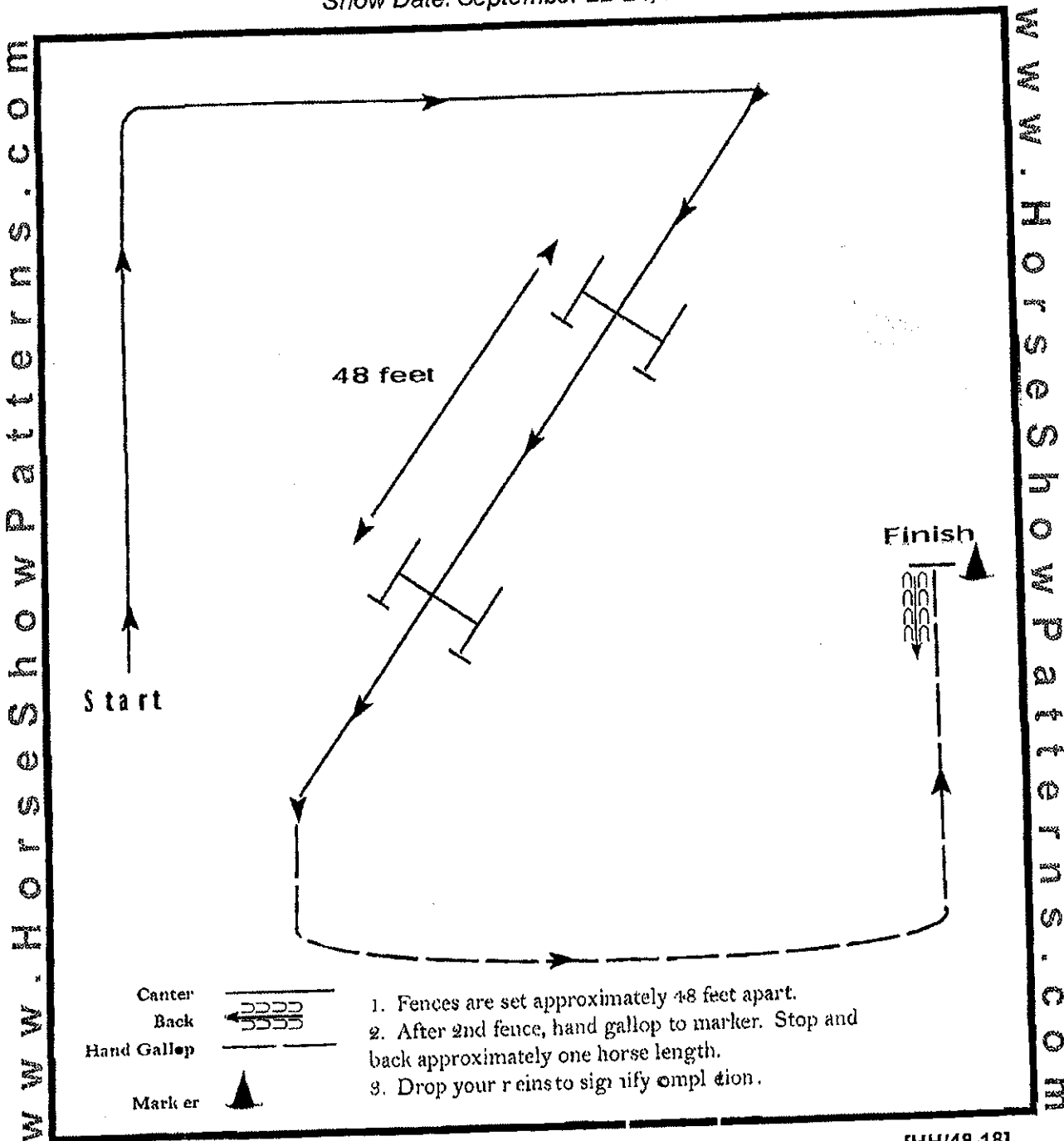
Montana 4-H State Horse Committee

[HH/48 feet]

Montana State 4-H Horse Show

Hunter Hack Sr.

Show Date: September 22-24, 2017



[HH/48-18]

Pattern Provided by:

Montana 4-H State Horse Committee